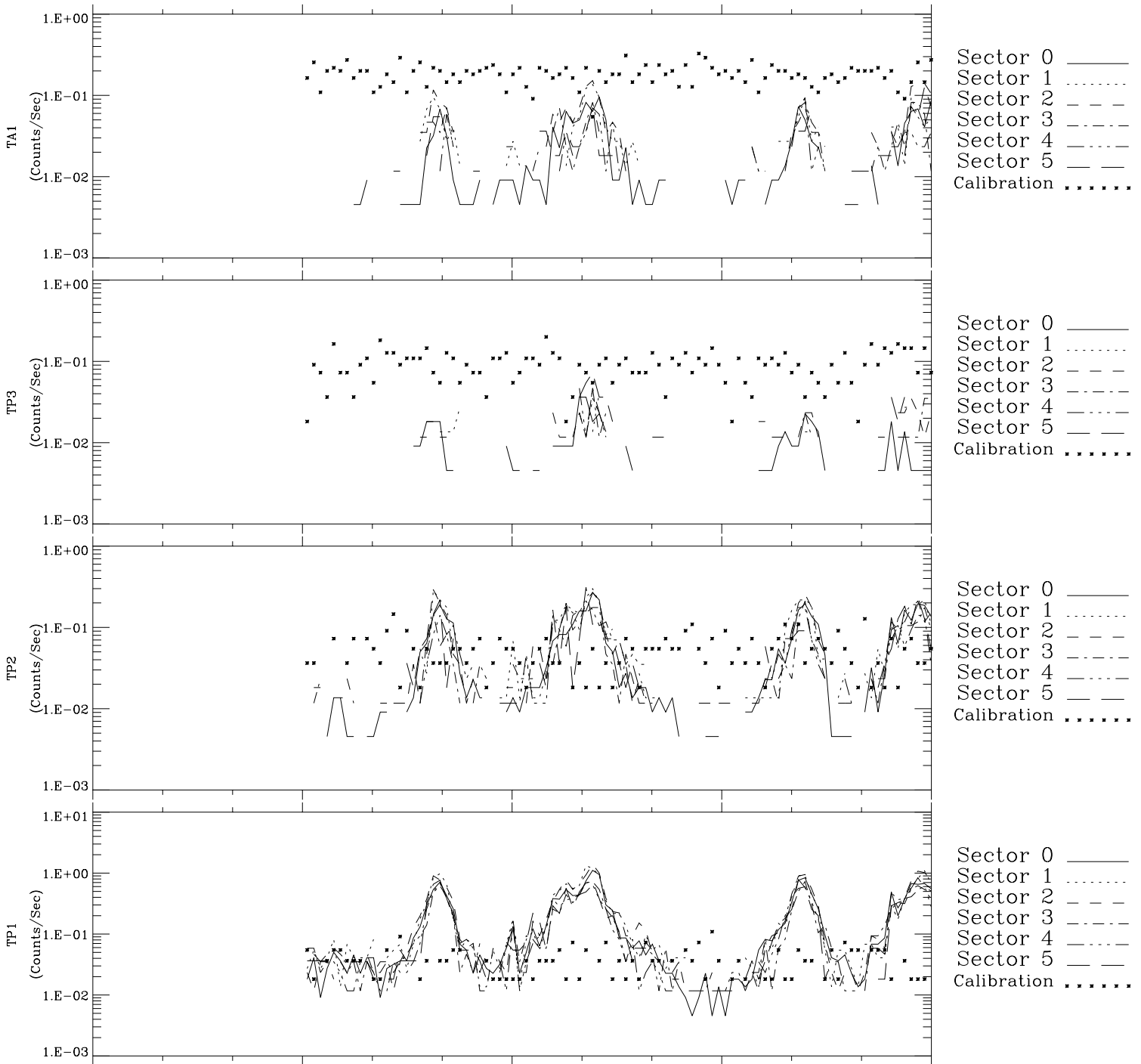


Galileo EPD Real-Time Six-Sector 97292

Software Version: RTLINE_R6 V 1.20
Data Production: 06-03-00
Plot Production: Sun Sep 16 05:44:05 2001



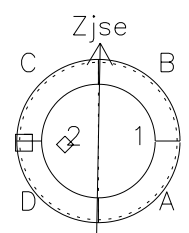
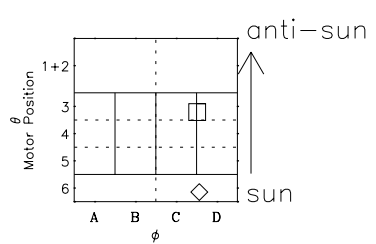
Sector 0 ———
Sector 1
Sector 2 - - - -
Sector 3 - · - · -
Sector 4 - - - -
Sector 5 - - - -
Calibration
· · · · ·

Sector 0 ———
Sector 1
Sector 2 - - - -
Sector 3 - · - · -
Sector 4 - - - -
Sector 5 - - - -
Calibration
· · · · ·

Sector 0 ———
Sector 1
Sector 2 - - - -
Sector 3 - · - · -
Sector 4 - - - -
Sector 5 - - - -
Calibration
· · · · ·

Sector 0 ———
Sector 1
Sector 2 - - - -
Sector 3 - · - · -
Sector 4 - - - -
Sector 5 - - - -
Calibration
· · · · ·

00:00:00	292-06	292-12	292-18	00:00:00	
1997-292				1997-293	
+ -92.20	+ -91.75	+ -91.30	+ -90.82	+ -90.33	X JSE(R _j)
-25.22	-25.62	-26.02	-26.41	-26.80	Y JSE(R _j)
2.04	2.05	2.07	2.09	2.10	Z JSE(R _j)



◇ = Jupiter look direction
□ = Corotation look direction