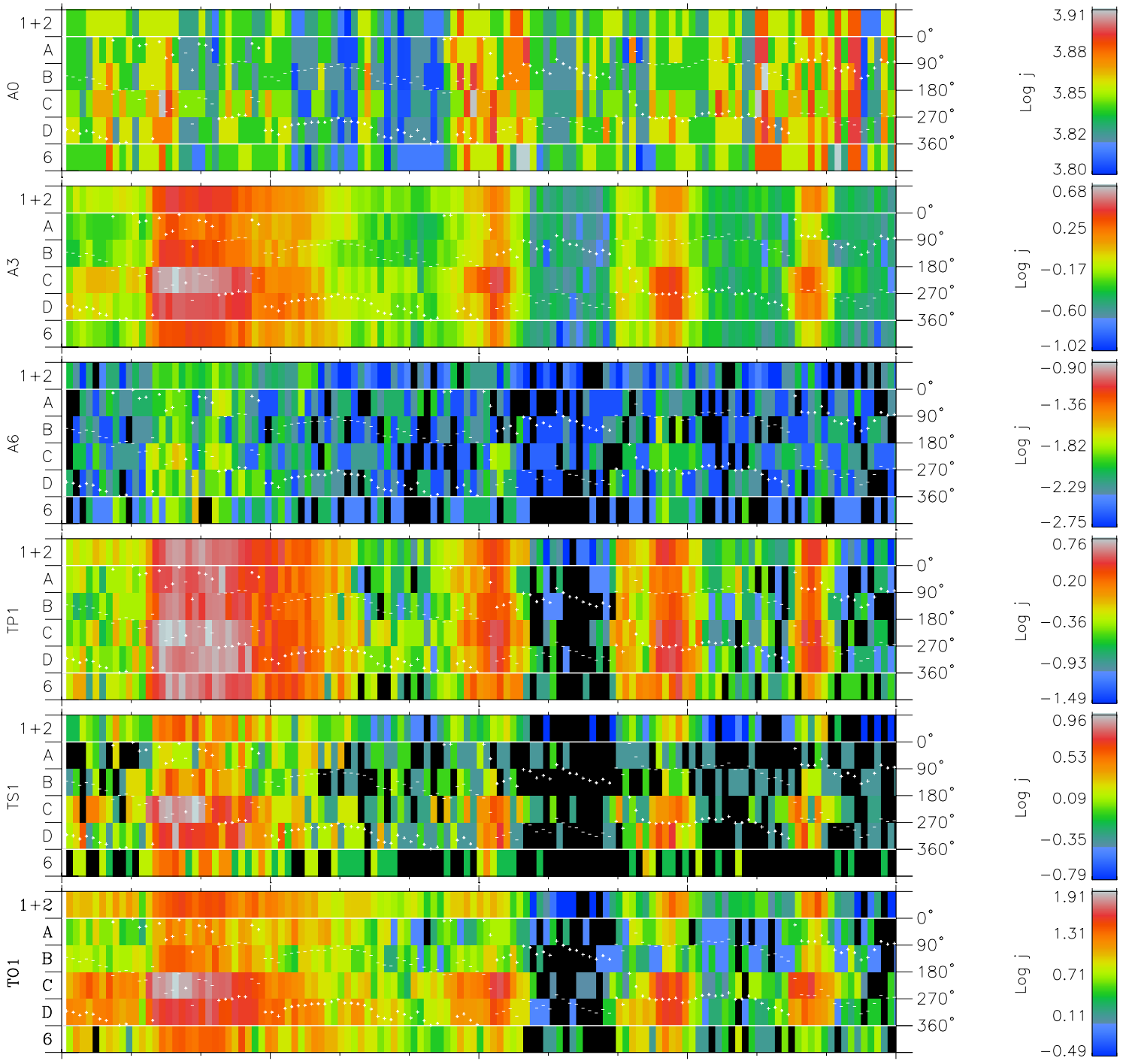
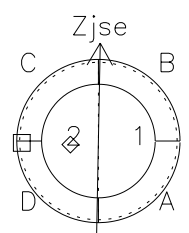
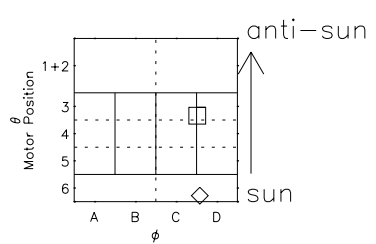


Galileo EPD Real Time Azimuth Anisotropies 97289

Software Version: RTAZIM_FLUX V 1.20
Data Production: 06-03-00
Plot Production: Sun Sep 16 05:20:16 2001
Color File: wondr3
Geofactor File: 1.1



00:00:00 1997-289	289-06	289-12	289-18	00:00:00 1997-290	
+	+	+	+	+	
-96.17	-95.93	-95.67	-95.40	-95.11	X JSE(R _j)
-20.02	-20.47	-20.92	-21.37	-21.81	Y JSE(R _j)
1.79	1.81	1.83	1.86	1.88	Z JSE(R _j)



- ◇ = Jupiter look direction
- = Corotation look direction