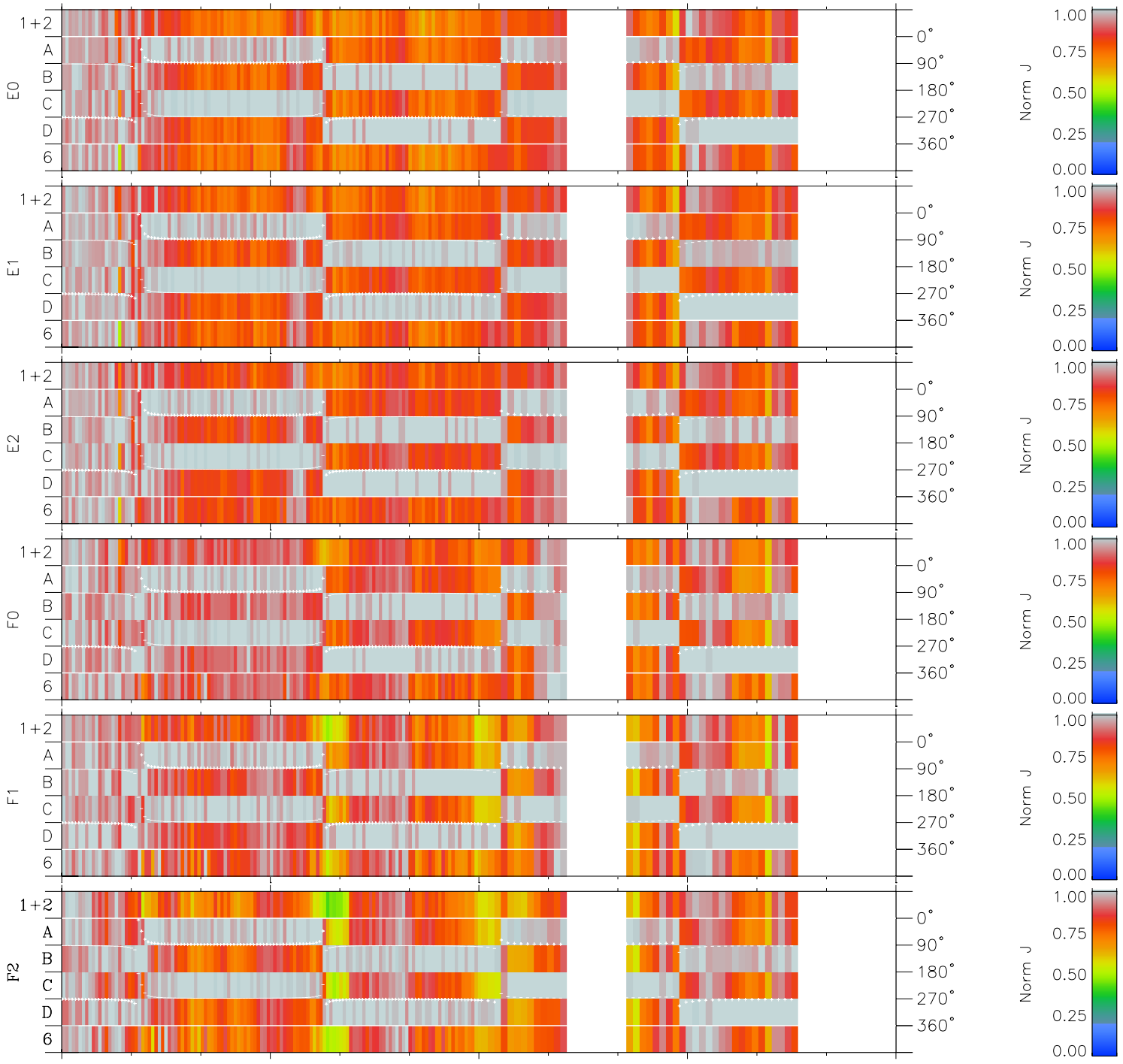
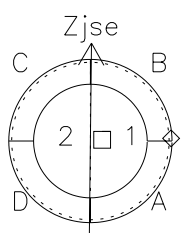
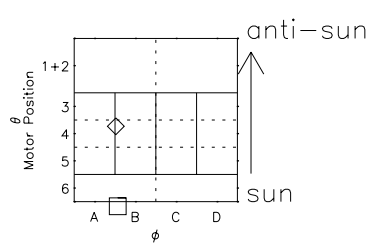


Galileo EPD Real Time Azimuth Anisotropies 97263

Software Version: RTAZIM_NORM V 1.20
Data Production: 06-03-00
Plot Production: Sun Sep 16 01:45:55 2001
Color File: wondr3
Geofactor File: 1.1



00:00:00 1997-263	263-06	263-12	263-18	00:00:00 1997-264	
+	+	+	+	+	X JSE(R _j)
-3.65	-7.10	-10.40	-13.55	-16.57	Y JSE(R _j)
16.70	18.33	19.56	20.51	21.26	Z JSE(R _j)
-0.83	-0.89	-0.93	-0.96	-0.98	



- ◇ = Jupiter look direction
- = Corotation look direction