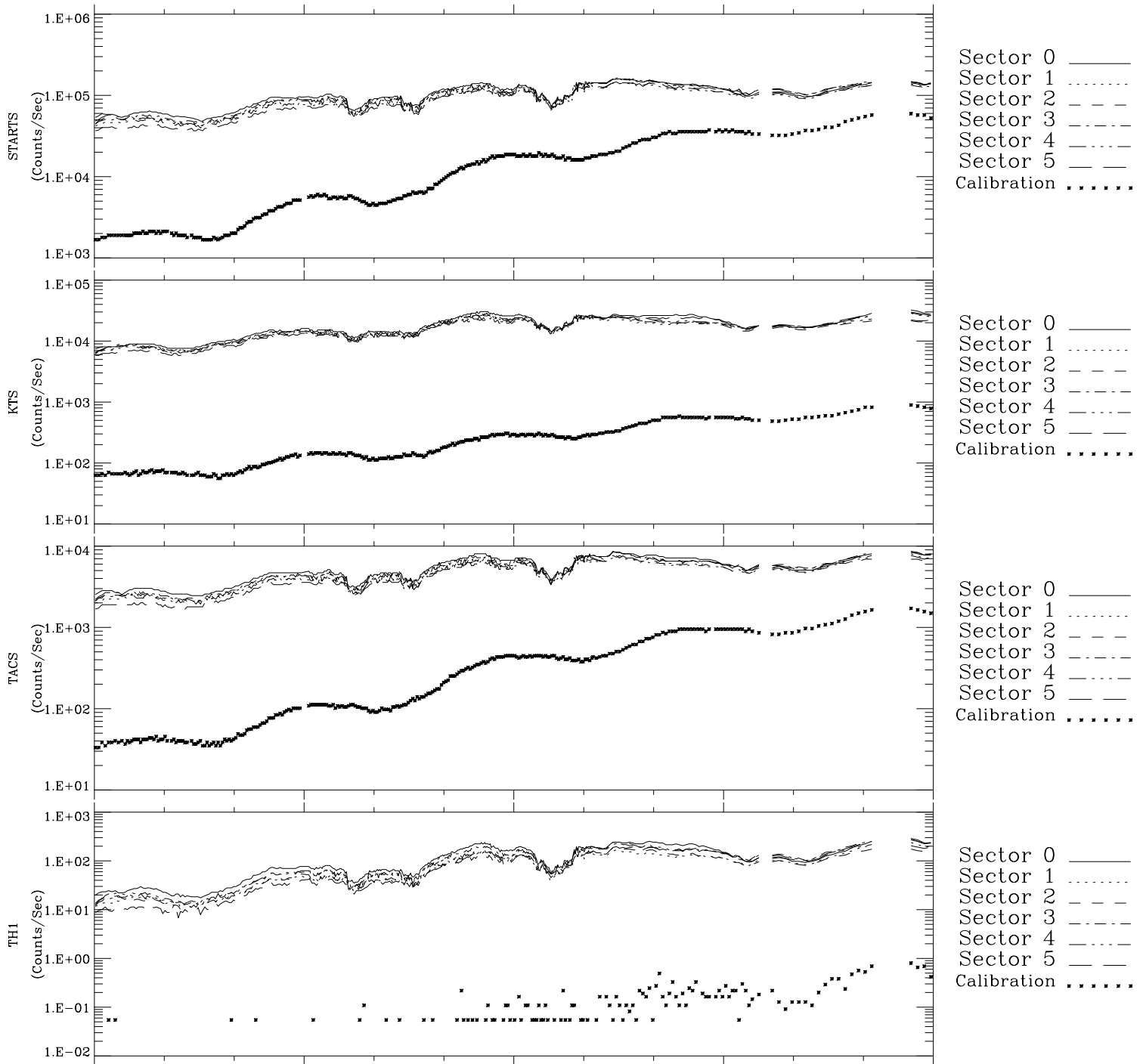


Galileo EPD Real-Time Six-Sector 97261

Software Version: RTLINE_R6 V 1.20
Data Production: 06-03-00
Plot Production: Sun Sep 16 01:27:35 2001



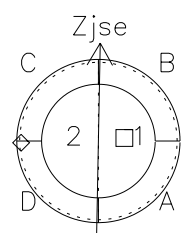
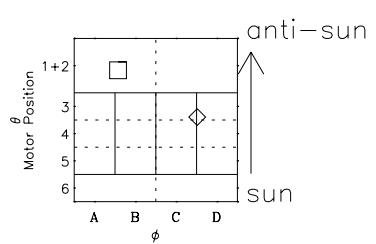
Sector 0 _____
Sector 1
Sector 2 - - - -
Sector 3 - · - · -
Sector 4 - - - -
Sector 5 - - - -
Calibration
·

Sector 0 _____
Sector 1
Sector 2 - - - -
Sector 3 - · - · -
Sector 4 - - - -
Sector 5 - - - -
Calibration
·

Sector 0 _____
Sector 1
Sector 2 - - - -
Sector 3 - · - · -
Sector 4 - - - -
Sector 5 - - - -
Calibration
·

Sector 0 _____
Sector 1
Sector 2 - - - -
Sector 3 - · - · -
Sector 4 - - - -
Sector 5 - - - -
Calibration
·

00:00:00 1997-261	261-06	261-12	261-18	00:00:00 1997-262		
+	+	+	+	+		
3.62	6.05	8.09	9.25	8.83	X	JSE(R _j)
-15.98	-12.45	-8.17	-3.05	2.52	Y	JSE(R _j)
0.79	0.60	0.37	0.10	-0.18	Z	JSE(R _j)



◇ = Jupiter look direction
□ = Corotation look direction