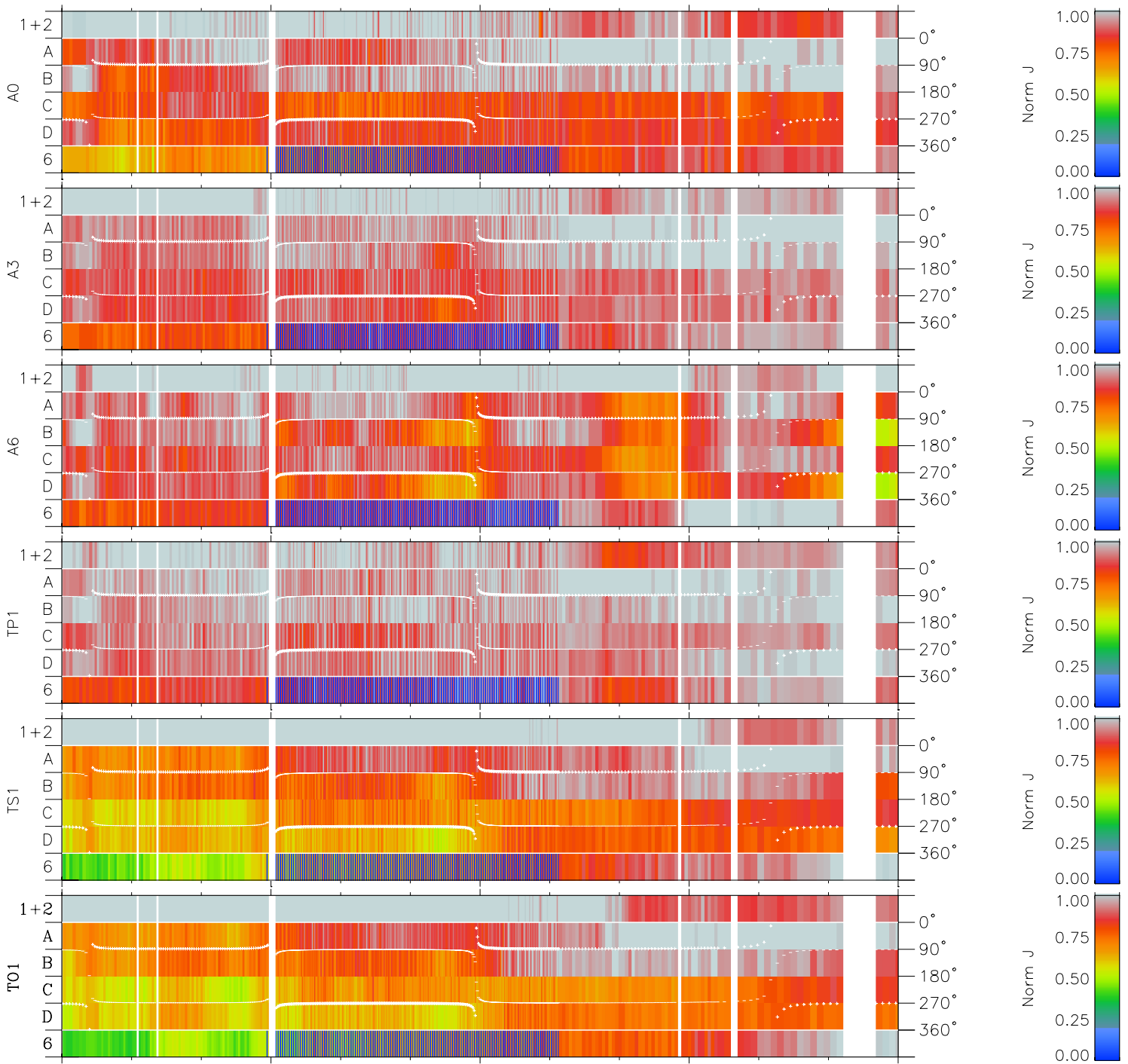
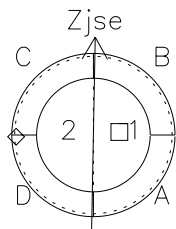
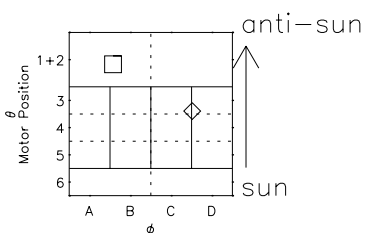


# Galileo EPD Real Time Azimuth Anisotropies 97261

Software Version: RTAZIM\_NORM V 1.20  
 Data Production: 06-03-00  
 Plot Production: Sun Sep 16 01:26:48 2001  
 Color File: wondr3  
 Geofactor File: 1.1



00:00:00 1997-261	261-06	261-12	261-18	00:00:00 1997-262	
+	+	+	+	+	X JSE( $R_j$ )
3.62	6.05	8.09	9.25	8.83	Y JSE( $R_j$ )
-15.98	-12.45	-8.17	-3.05	2.52	Z JSE( $R_j$ )
0.79	0.60	0.37	0.10	-0.18	



- ◇ = Jupiter look direction
- = Corotation look direction