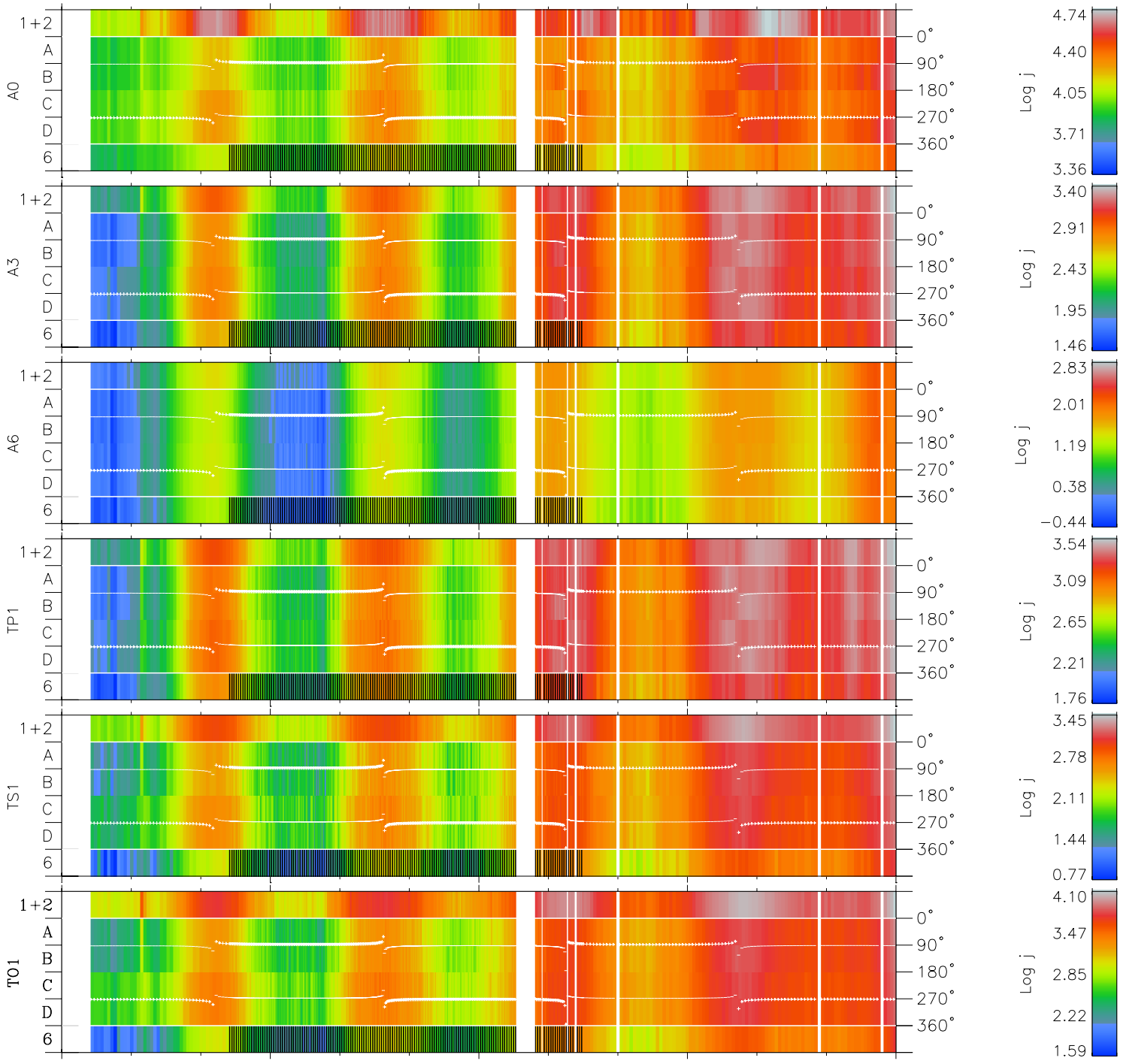
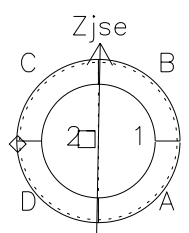
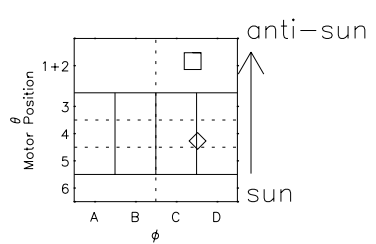


Galileo EPD Real Time Azimuth Anisotropies 97260

Software Version: RTAZIM_FLUX V 1.20
Data Production: 06-03-00
Plot Production: Sun Sep 16 01:14:10 2001
Color File: wondr3
Geofactor File: 1.1



| | | | | | |
|----------------------|--------|--------|--------|----------------------|------------------------|
| 00:00:00 1997-260 | 260-06 | 260-12 | 260-18 | 00:00:00 1997-261 | |
| + | + | + | + | + | X JSE(R _j) |
| -6.63 | -4.11 | -1.54 | 1.05 | 3.62 | Y JSE(R _j) |
| -25.43 | -23.55 | -21.41 | -18.92 | -15.98 | Z JSE(R _j) |
| 1.33 | 1.22 | 1.10 | 0.96 | 0.79 | |



◇ = Jupiter look direction
□ = Corotation look direction