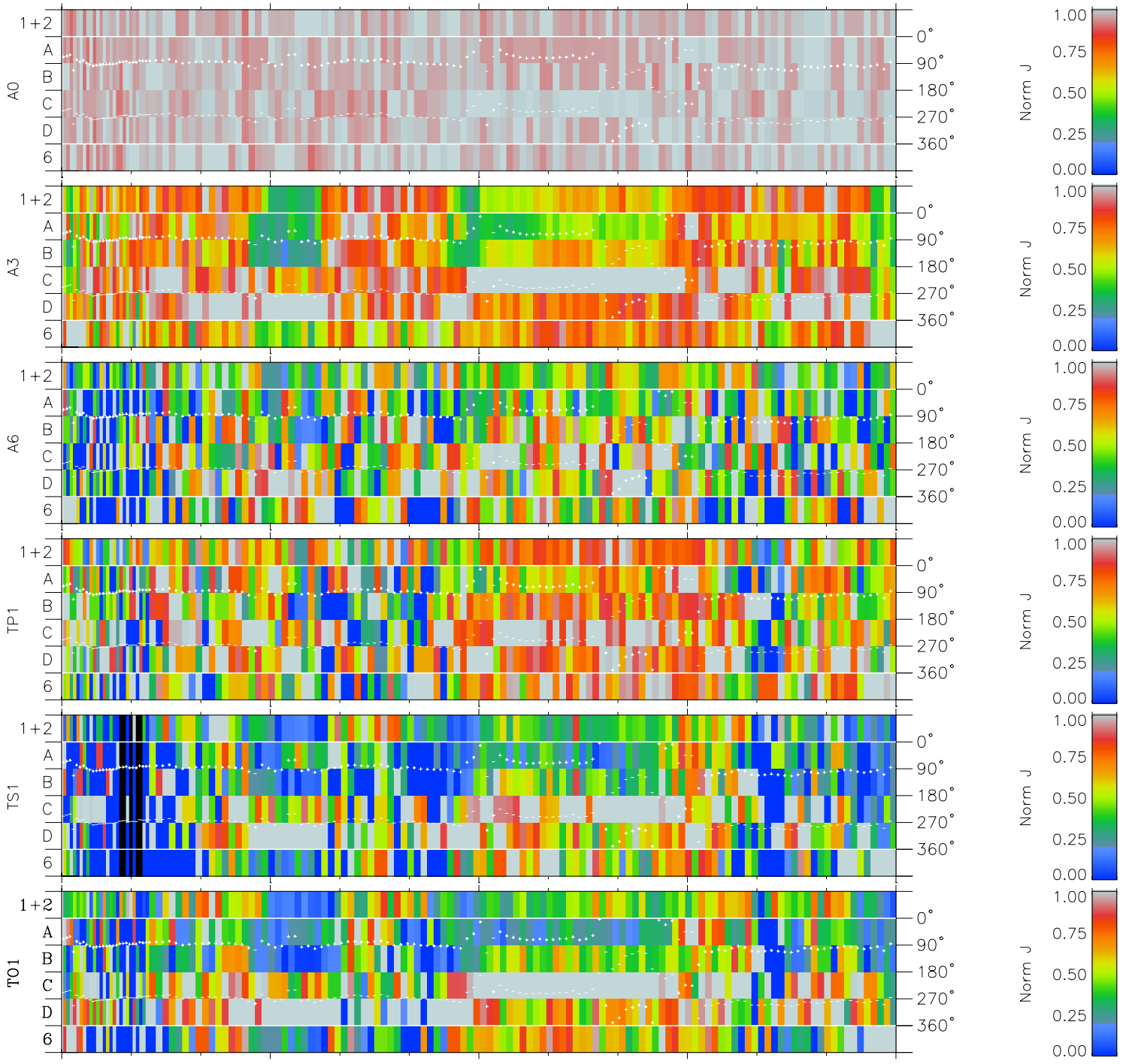
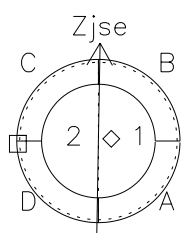
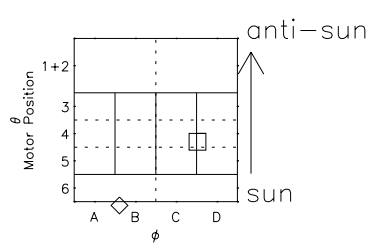


# Galileo EPD Real Time Azimuth Anisotropies 97205

Software Version: RTAZIM\_NORM V 1.20  
 Data Production: 06-03-00  
 Plot Production: Sat Sep 15 17:04:52 2001  
 Color File: wondr3  
 Geofactor File: 1.1



00:00:00 1997-205	205-06	205-12	205-18	00:00:00 1997-206	
+	+	+	+	+	X $JSE(R_j)$
-129.84	-130.30	-130.74	-131.18	-131.61	Y $JSE(R_j)$
8.77	8.41	8.05	7.70	7.34	Z $JSE(R_j)$
-1.12	-1.10	-1.08	-1.06	-1.05	



- ◇ = Jupiter look direction
- = Corotation look direction