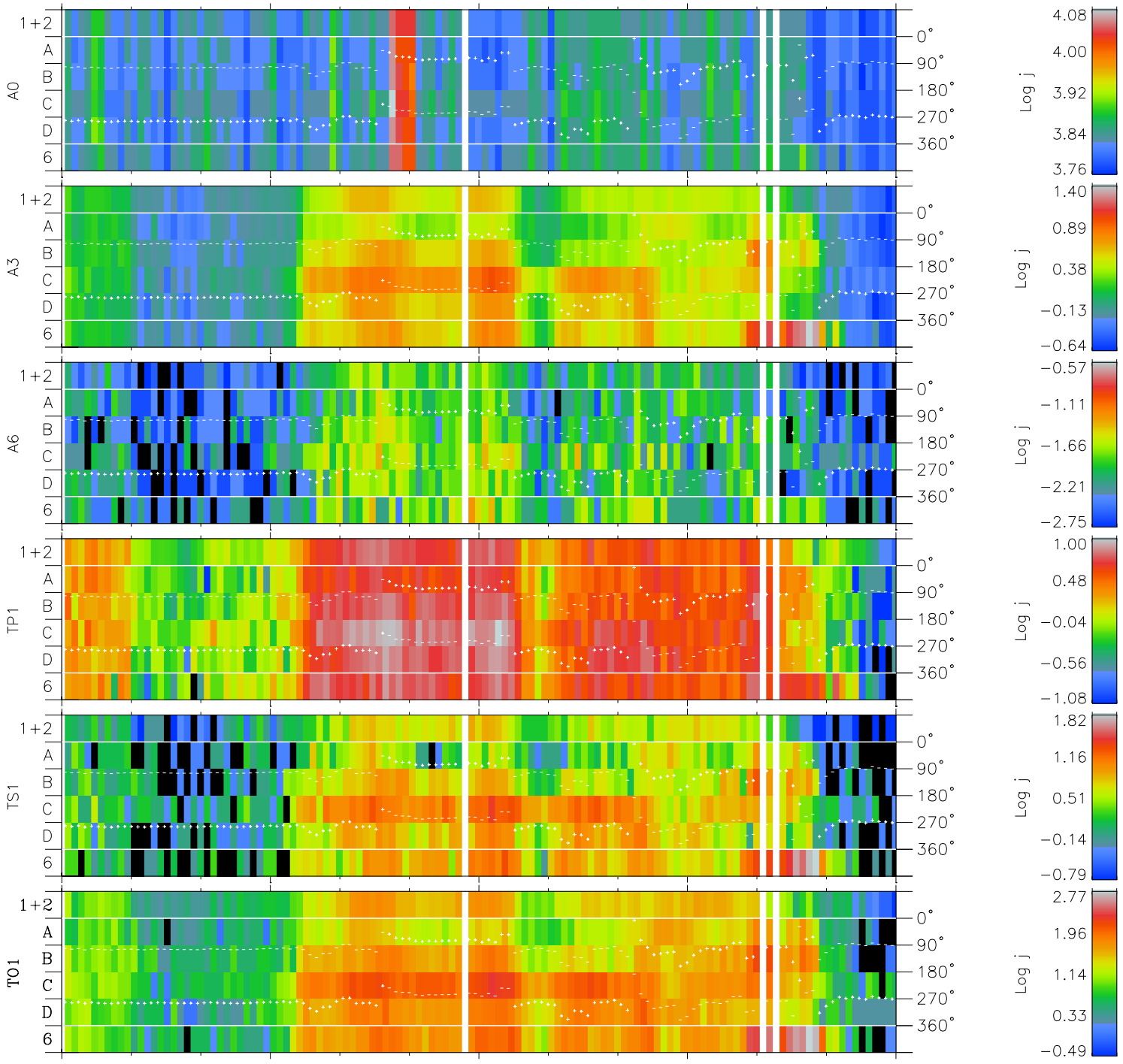
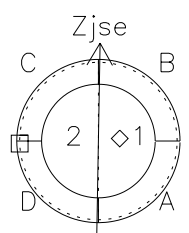
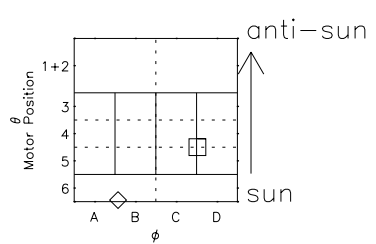


Galileo EPD Real Time Azimuth Anisotropies 97198

Software Version: RTAZIM_FLUX V 1.20
Data Production: 06-03-00
Plot Production: Sat Sep 15 16:03:06 2001
Color File: wondr3
Geofactor File: 1.1



| 00:00:00 1997-198 | 198-06 | 198-12 | 198-18 | 00:00:00 1997-199 | |
|----------------------|---------|---------|---------|----------------------|------------------------|
| + | + | + | + | + | X JSE(R _j) |
| -113.03 | -113.77 | -114.51 | -115.23 | -115.94 | Y JSE(R _j) |
| 18.55 | 18.21 | 17.87 | 17.53 | 17.19 | Z JSE(R _j) |
| -1.61 | -1.59 | -1.58 | -1.56 | -1.55 | |



◇ = Jupiter look direction
□ = Corotation look direction