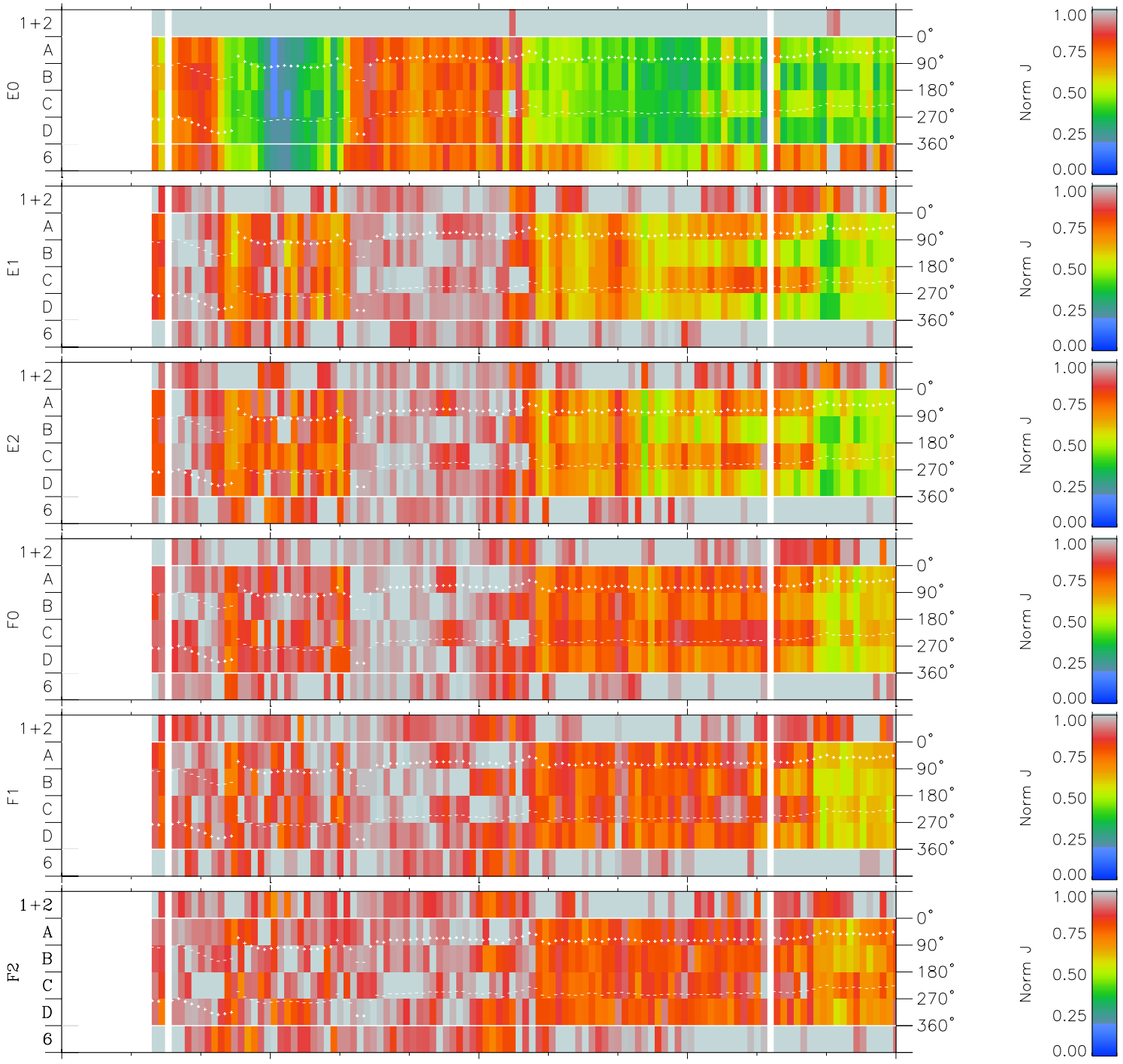
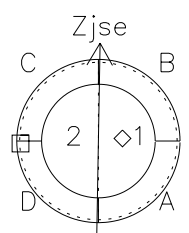
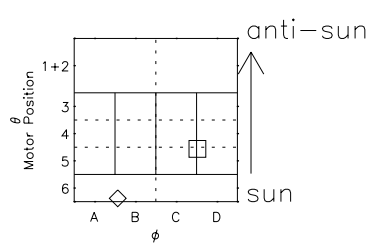


Galileo EPD Real Time Azimuth Anisotropies 97196

Software Version: RTAZIM_NORM V 1.20
 Data Production: 06-03-00
 Plot Production: Sat Sep 15 15:47:07 2001
 Color File: wondr3
 Geofactor File: 1.1



00:00:00 1997-196	196-06	196-12	196-18	00:00:00 1997-197	
+	+	+	+	+	X $JSE(R_j)$
-106.63	-107.47	-108.30	-109.12	-109.93	Y $JSE(R_j)$
21.18	20.86	20.53	20.21	19.88	Z $JSE(R_j)$
-1.73	-1.71	-1.70	-1.68	-1.67	



◇ = Jupiter look direction
 □ = Corotation look direction