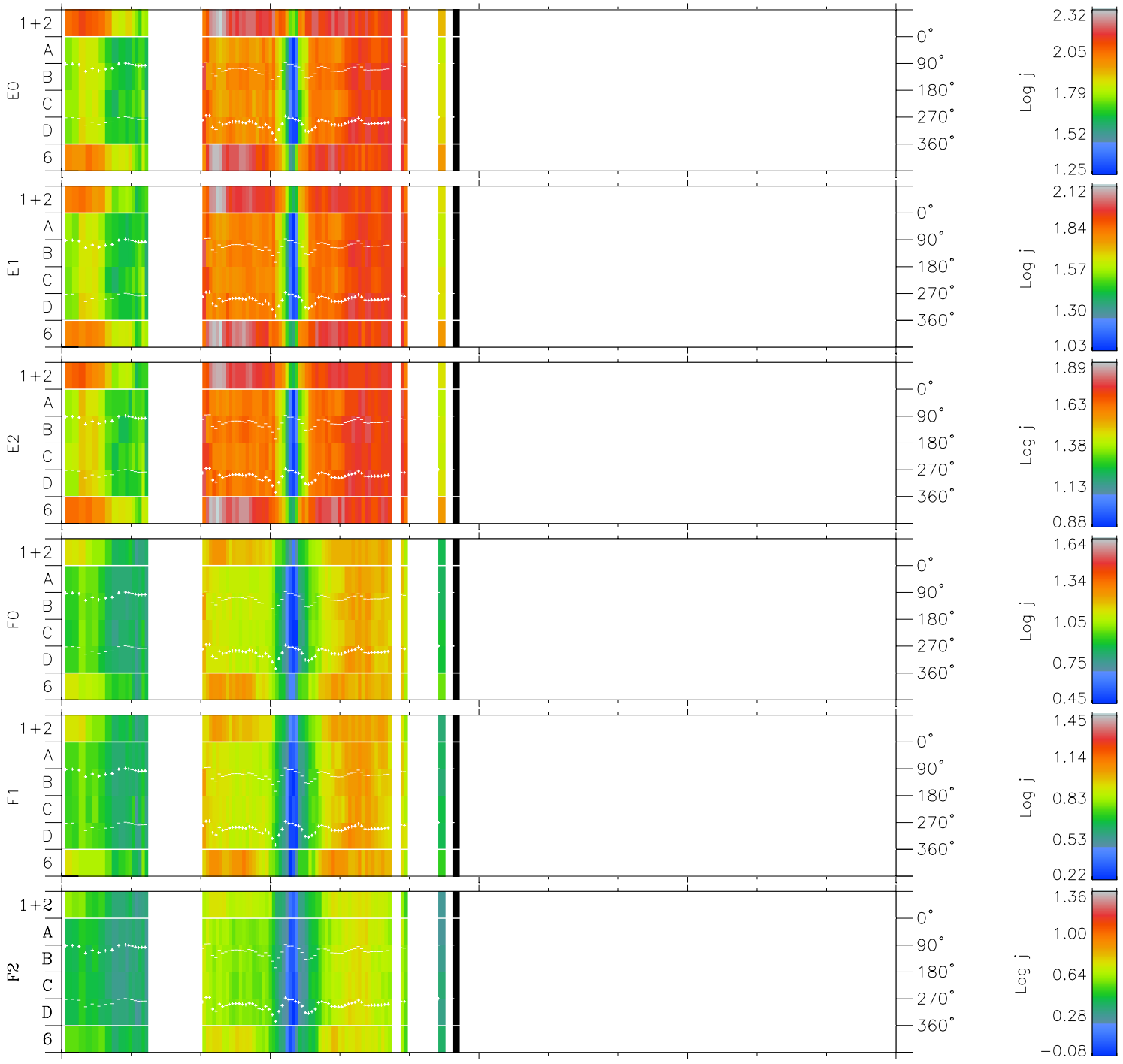
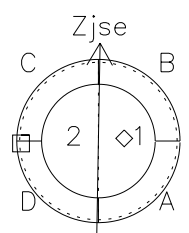
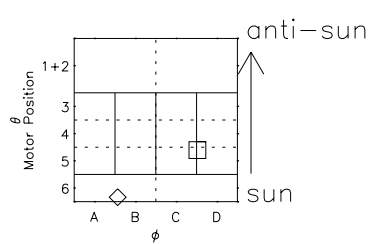


Galileo EPD Real Time Azimuth Anisotropies 97195

Software Version: RTAZIM_FLUX V 1.20
 Data Production: 06-03-00
 Plot Production: Sat Sep 15 15:39:17 2001
 Color File: wondr3
 Geofactor File: 1.1



| Time | 195-06 | 195-12 | 195-18 | 00:00:00 1997-196 | |
|---------|---------|---------|---------|-------------------|------------------------|
| + | + | + | + | + | X JSE(R _j) |
| -103.11 | -104.01 | -104.90 | -105.78 | -106.66 | Y JSE(R _j) |
| 22.45 | 22.14 | 21.82 | 21.50 | 21.19 | Z JSE(R _j) |
| -1.78 | -1.77 | -1.75 | -1.74 | -1.73 | |



- ◇ = Jupiter look direction
- = Corotation look direction