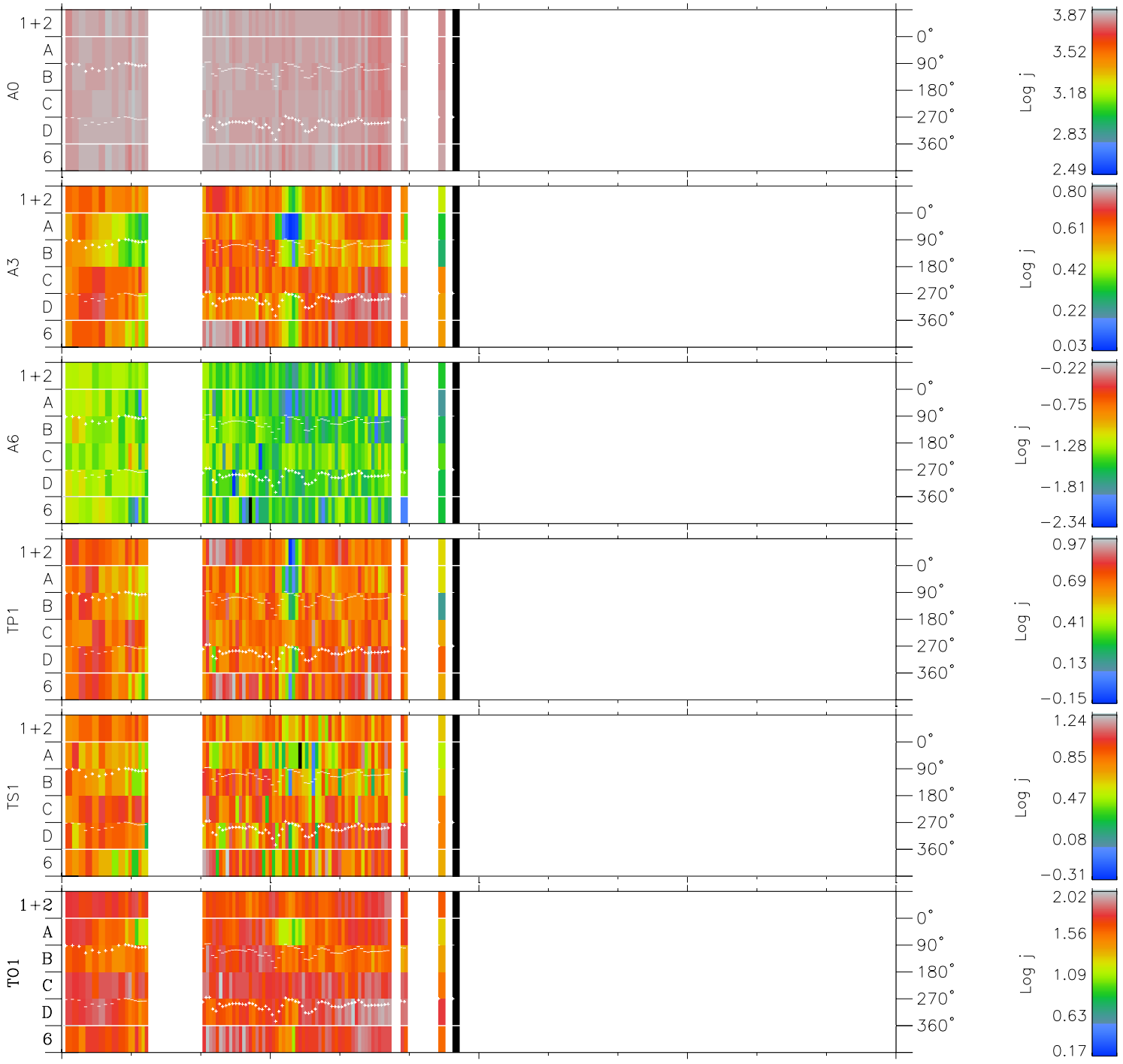
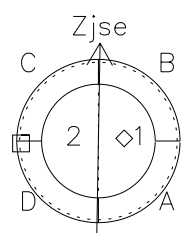
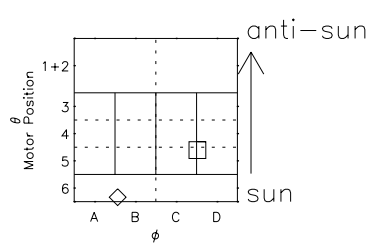


# Galileo EPD Real Time Azimuth Anisotropies 97195

Software Version: RTAZIM\_FLUX V 1.20  
 Data Production: 06-03-00  
 Plot Production: Sat Sep 15 15:39:13 2001  
 Color File: wondr3  
 Geofactor File: 1.1



Time	1997-195	195-06	195-12	195-18	1997-196	
+						
X	-103.11	-104.01	-104.90	-105.78	-106.66	JSE(R <sub>j</sub> )
Y	22.45	22.14	21.82	21.50	21.19	JSE(R <sub>j</sub> )
Z	-1.78	-1.77	-1.75	-1.74	-1.73	JSE(R <sub>j</sub> )



◇ = Jupiter look direction  
 □ = Corotation look direction