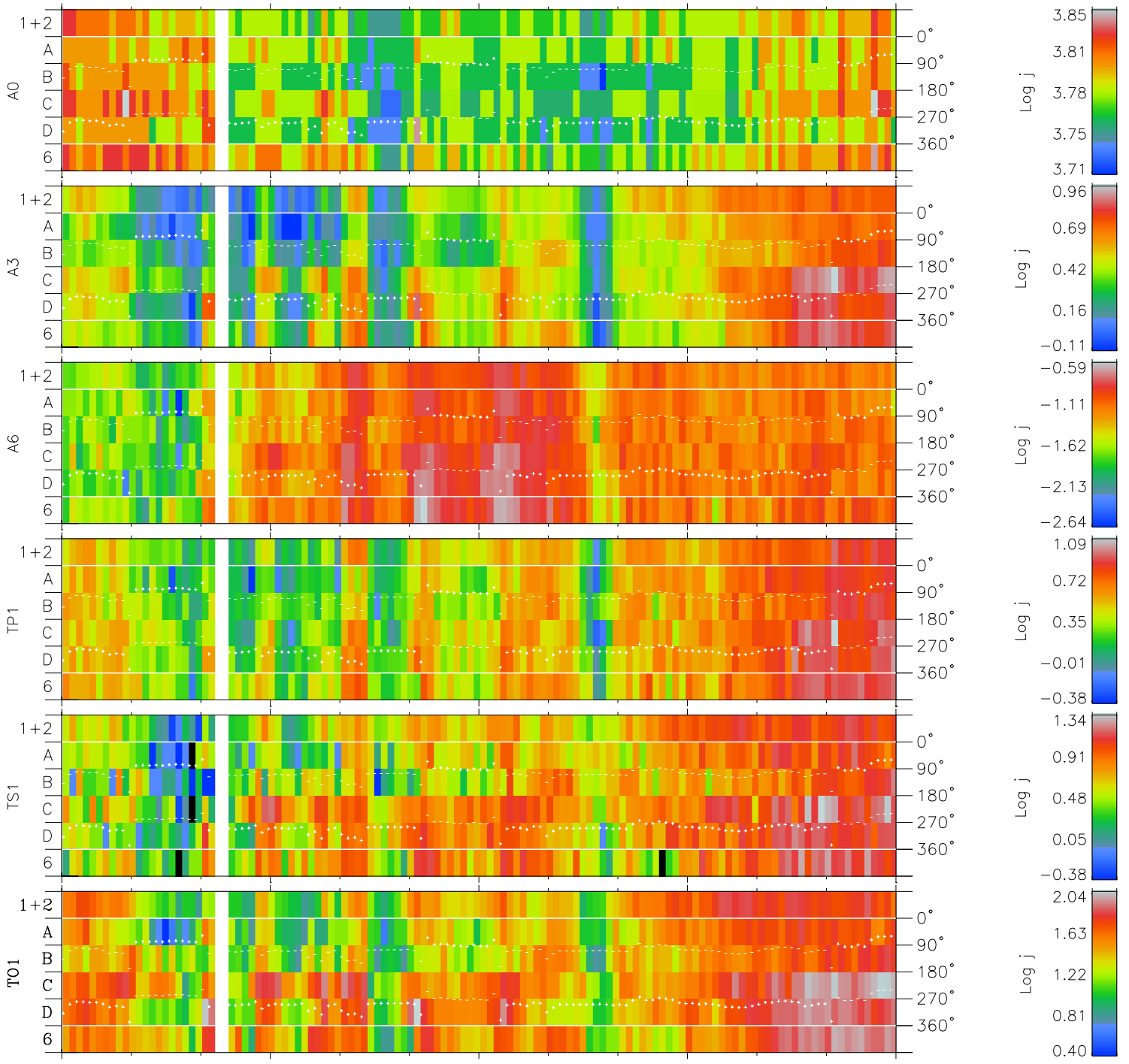
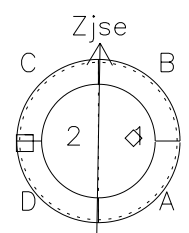
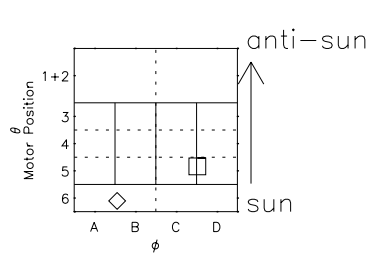


Galileo EPD Real Time Azimuth Anisotropies 97190

Software Version: RTAZIM_FLUX V 1.20
 Data Production: 06-03-00
 Plot Production: Sat Sep 15 15:00:19 2001
 Color File: wondr3
 Geofactor File: 1.1



00:00:00 1997-190	190-06	190-12	190-18	00:00:00 1997-191	
+	+	+	+	+	
-81.90	-83.12	-84.33	-85.52	-86.69	X JSE(R _j)
28.06	27.82	27.58	27.33	27.07	Y JSE(R _j)
-1.98	-1.97	-1.97	-1.96	-1.95	Z JSE(R _j)



◇ = Jupiter look direction
 ◻ = Corotation look direction