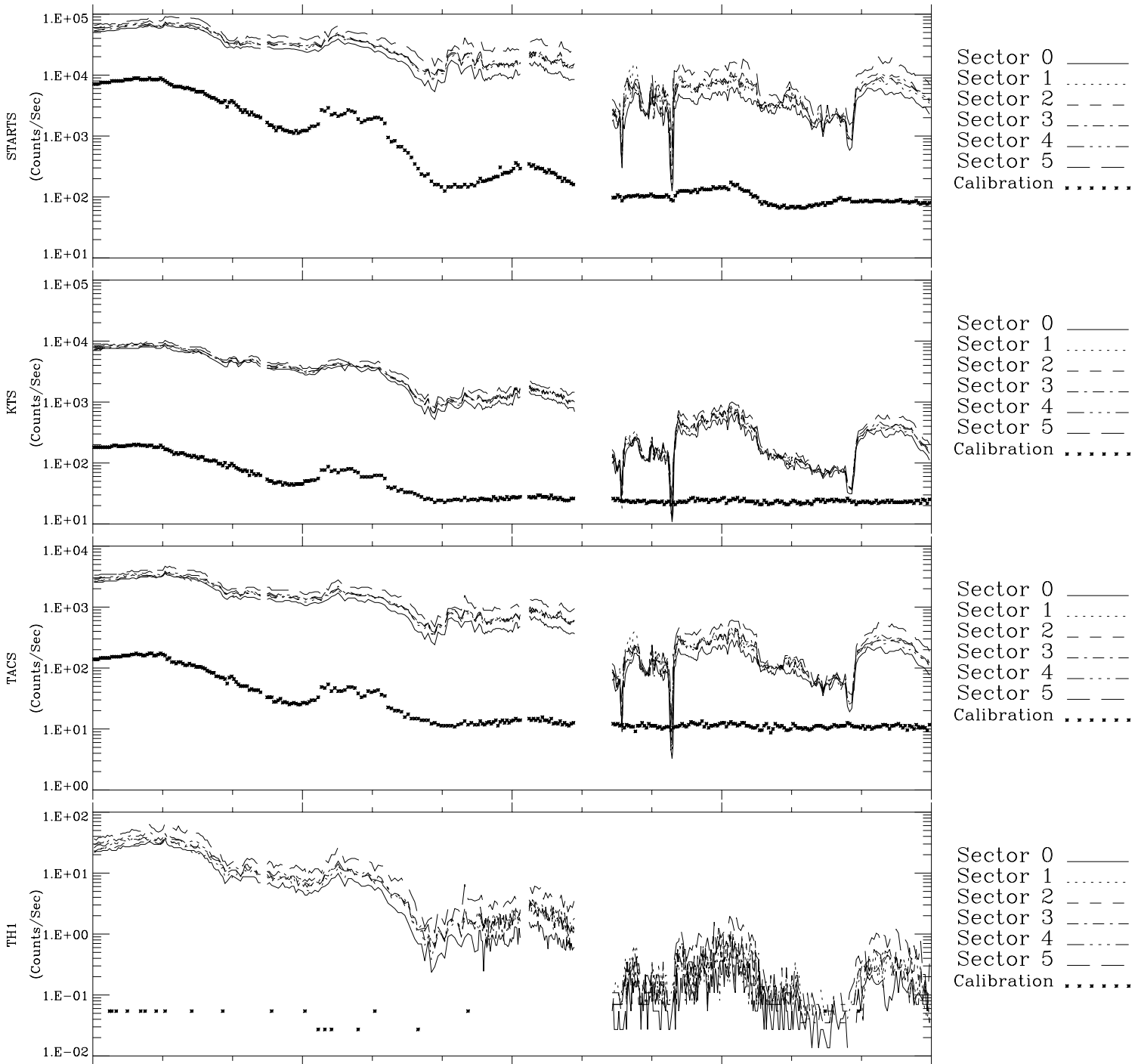


Galileo EPD Real-Time Six-Sector 97179

Software Version: RTLINE_R6 V 1.20
Data Production: 06-03-00
Plot Production: Sat Sep 15 13:24:19 2001



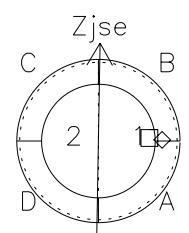
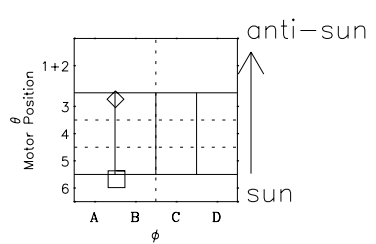
Sector 0 _____
Sector 1
Sector 2 - - - -
Sector 3 - - - -
Sector 4 - - - -
Sector 5 - - - -
Calibration

Sector 0 _____
Sector 1
Sector 2 - - - -
Sector 3 - - - -
Sector 4 - - - -
Sector 5 - - - -
Calibration

Sector 0 _____
Sector 1
Sector 2 - - - -
Sector 3 - - - -
Sector 4 - - - -
Sector 5 - - - -
Calibration

Sector 0 _____
Sector 1
Sector 2 - - - -
Sector 3 - - - -
Sector 4 - - - -
Sector 5 - - - -
Calibration

00:00:00 1997-179	179-06	179-12	179-18	00:00:00 1997-180	
+	+	+	+	+	
6.71	3.73	0.56	-2.63	-5.76	X JSE(R _j)
11.02	14.51	17.31	19.57	21.41	Y JSE(R _j)
-0.53	-0.73	-0.90	-1.04	-1.16	Z JSE(R _j)



◇ = Jupiter look direction
□ = Corotation look direction