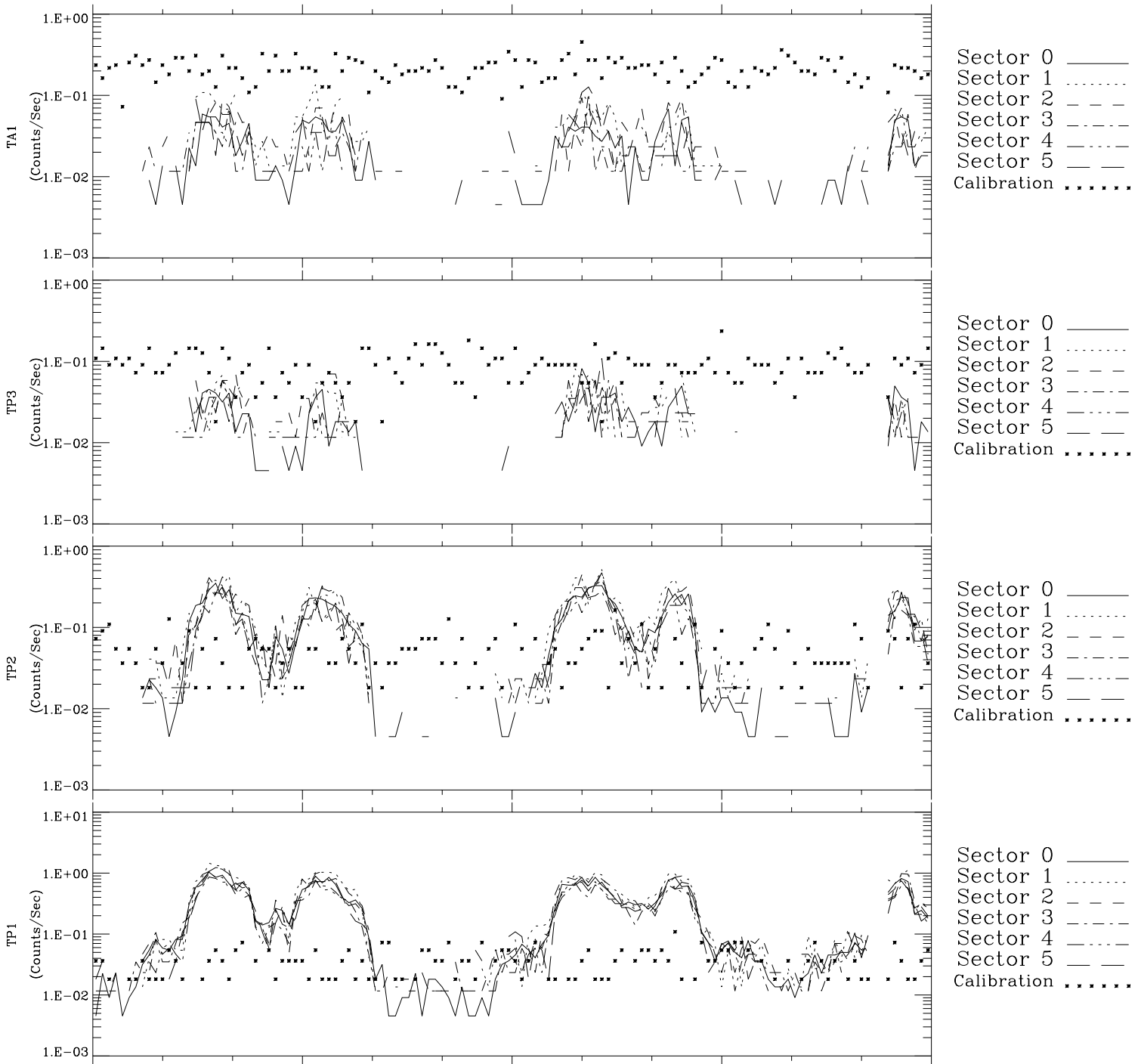


Galileo EPD Real-Time Six-Sector 97167

Software Version: RTLINE_R6 V 1.20
Data Production: 06-03-00
Plot Production: Sat Sep 15 11:21:10 2001



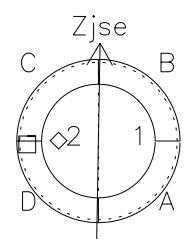
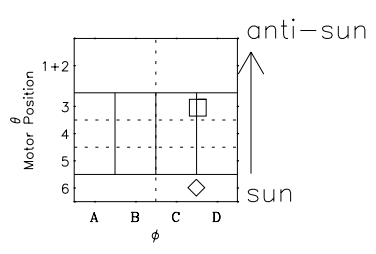
Sector 0 ———
Sector 1
Sector 2 - - -
Sector 3 - · - · -
Sector 4 - - - -
Sector 5 - - - -
Calibration
· · · · ·

Sector 0 ———
Sector 1
Sector 2 - - -
Sector 3 - · - · -
Sector 4 - - - -
Sector 5 - - - -
Calibration
· · · · ·

Sector 0 ———
Sector 1
Sector 2 - - -
Sector 3 - · - · -
Sector 4 - - - -
Sector 5 - - - -
Calibration
· · · · ·

Sector 0 ———
Sector 1
Sector 2 - - -
Sector 3 - · - · -
Sector 4 - - - -
Sector 5 - - - -
Calibration
· · · · ·

00:00:00 1997-167	167-06	167-12	167-18	00:00:00 1997-168	
+	+	+	+	+	
-62.83	-61.78	-60.72	-59.63	-58.52	X JSE(R _j)
-48.64	-48.63	-48.59	-48.55	-48.48	Y JSE(R _j)
1.80	1.82	1.83	1.84	1.85	Z JSE(R _j)



◇ = Jupiter look direction
□ = Corotation look direction