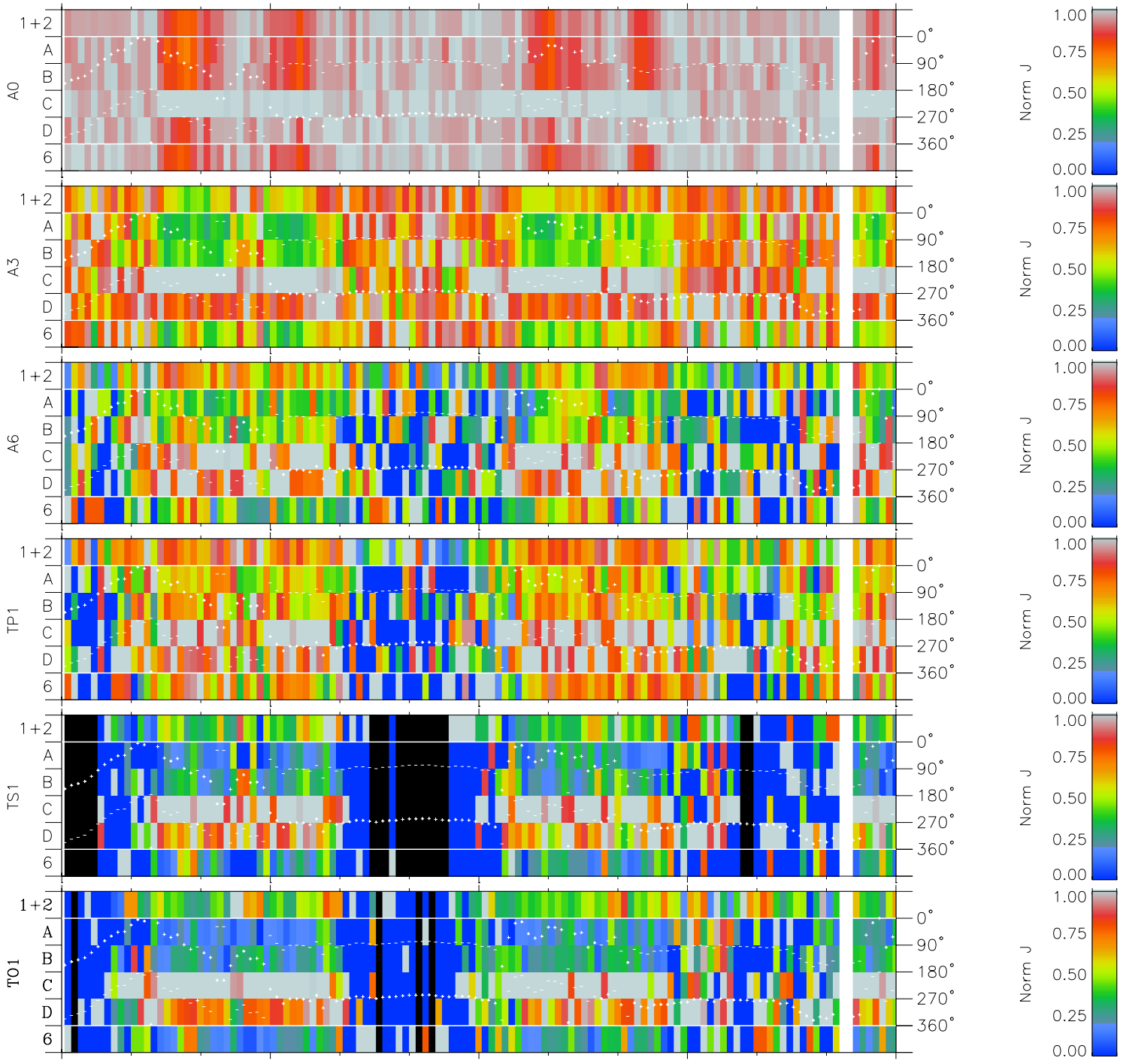
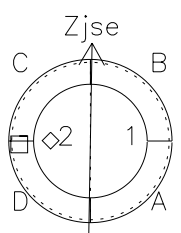
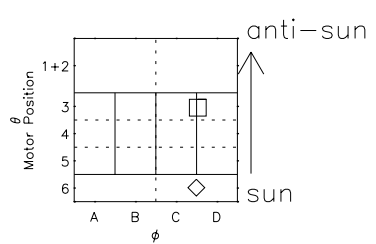


Galileo EPD Real Time Azimuth Anisotropies 97167

Software Version: RTAZIM_NORM V 1.20
 Data Production: 06-03-00
 Plot Production: Sat Sep 15 11:20:51 2001
 Color File: wondr3
 Geofactor File: 1.1



| 00:00:00 1997-167 | 167-06 | 167-12 | 167-18 | 00:00:00 1997-168 | |
|----------------------|--------|--------|--------|----------------------|--------------|
| + | + | + | + | + | X $JSE(R_j)$ |
| -62.83 | -61.78 | -60.72 | -59.63 | -58.52 | Y $JSE(R_j)$ |
| -48.64 | -48.63 | -48.59 | -48.55 | -48.48 | Z $JSE(R_j)$ |
| 1.80 | 1.82 | 1.83 | 1.84 | 1.85 | |



- ◇ = Jupiter look direction
- = Corotation look direction