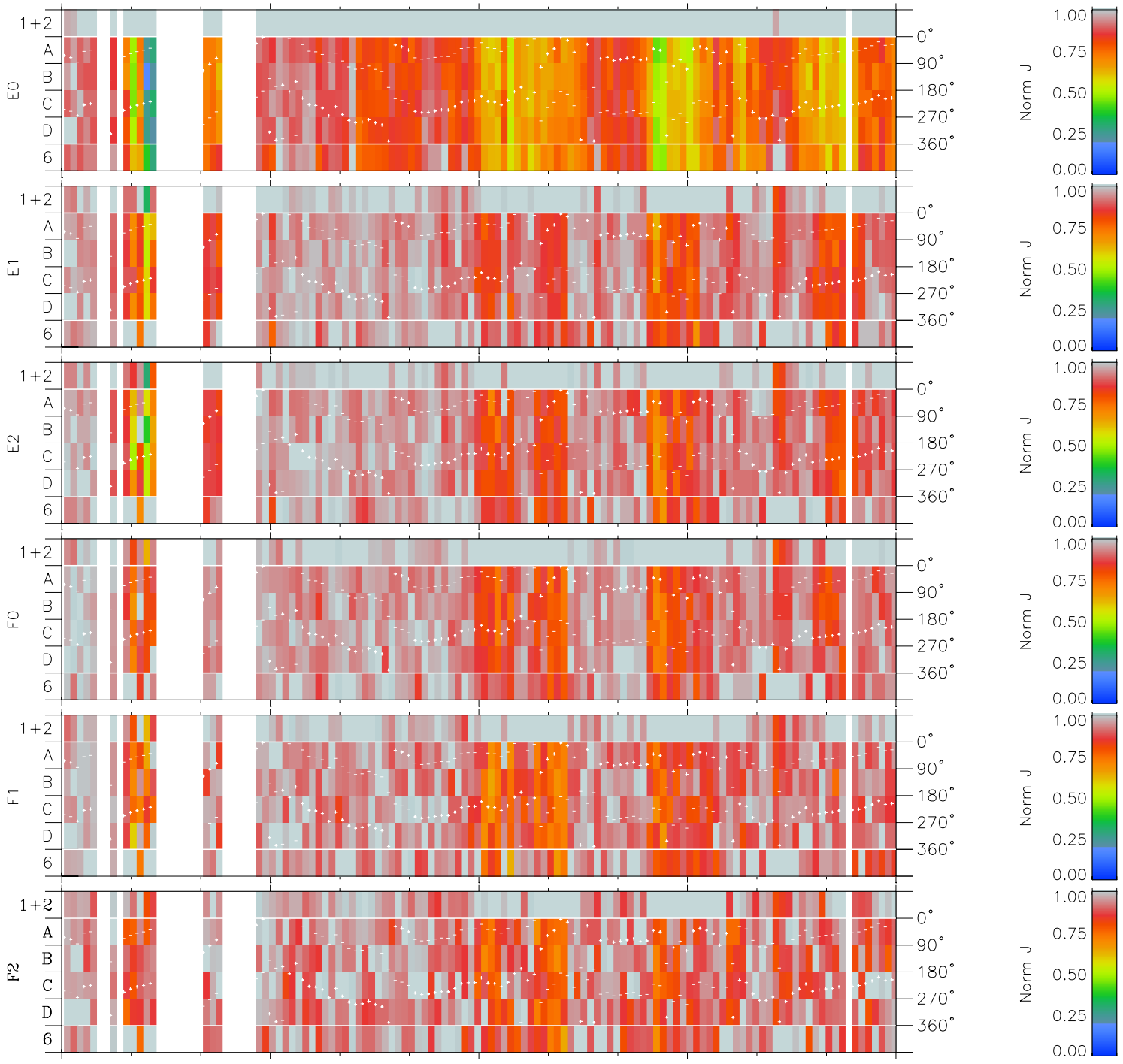
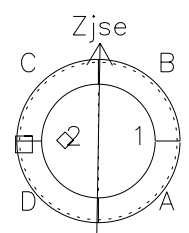
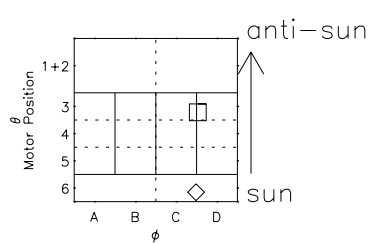


# Galileo EPD Real Time Azimuth Anisotropies 97164

Software Version: RTAZIM\_NORM V 1.20  
 Data Production: 06-03-00  
 Plot Production: Sat Sep 15 10:56:36 2001  
 Color File: wondr3  
 Geofactor File: 1.1



00:00:00 1997-164	164-06	164-12	164-18	00:00:00 1997-165	
+	+	+	+	+	X $JSE(R_j)$
-73.89	-73.07	-72.23	-71.37	-70.50	Y $JSE(R_j)$
-47.81	-47.94	-48.07	-48.18	-48.28	Z $JSE(R_j)$
1.61	1.63	1.65	1.66	1.68	



◇ = Jupiter look direction  
 □ = Corotation look direction