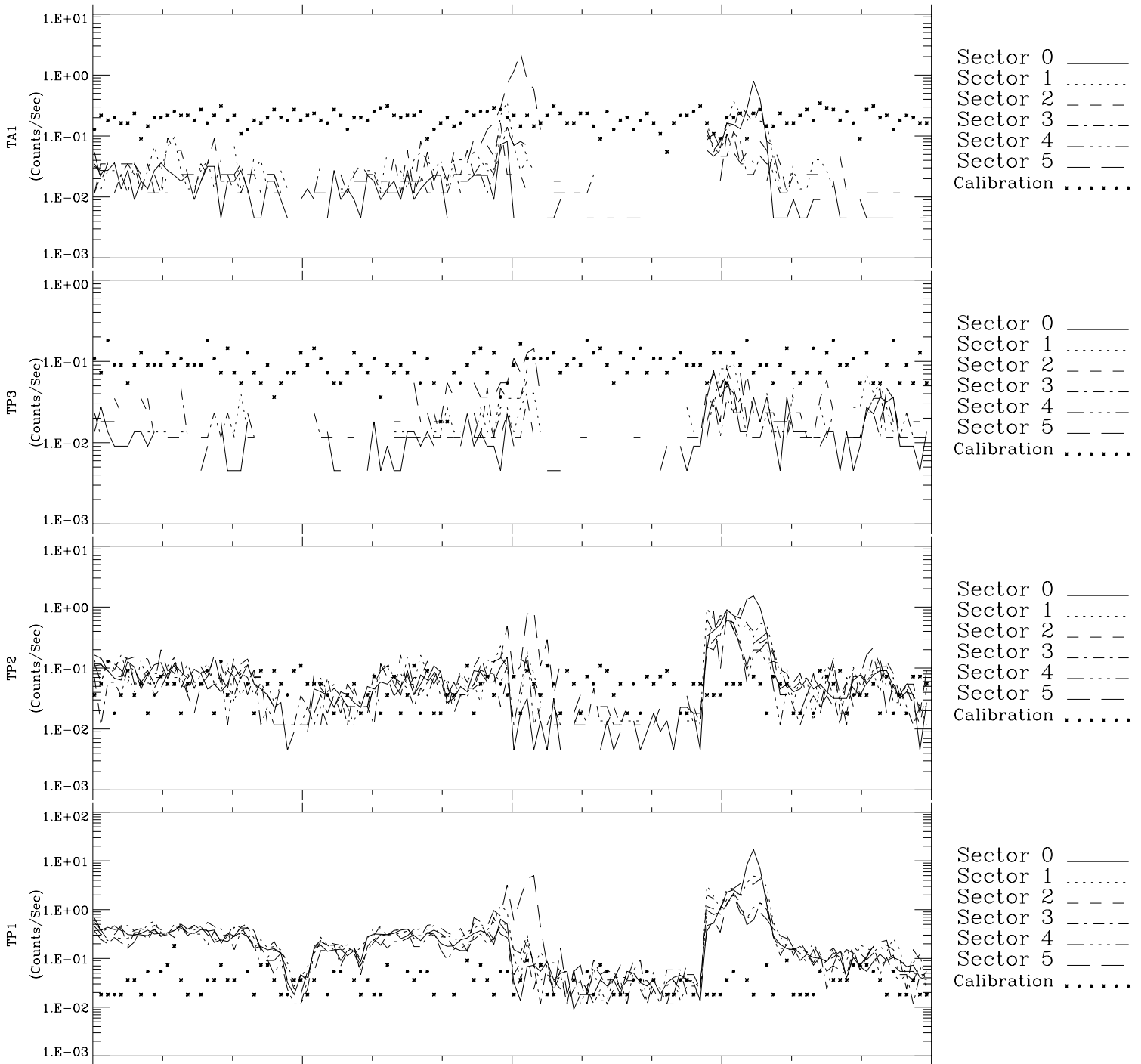


Galileo EPD Real-Time Six-Sector 97161

Software Version: RTLINE_R6 V 1.20
Data Production: 06-03-00
Plot Production: Sat Sep 15 10:32:22 2001



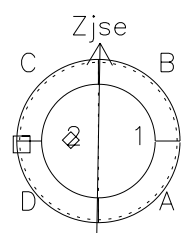
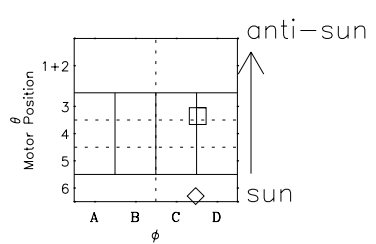
Sector 0 _____
Sector 1
Sector 2 - - - - -
Sector 3 - . - . - .
Sector 4 - - - - -
Sector 5 - - - - -
Calibration
.....

Sector 0 _____
Sector 1
Sector 2 - - - - -
Sector 3 - . - . - .
Sector 4 - - - - -
Sector 5 - - - - -
Calibration
.....

Sector 0 _____
Sector 1
Sector 2 - - - - -
Sector 3 - . - . - .
Sector 4 - - - - -
Sector 5 - - - - -
Calibration
.....

Sector 0 _____
Sector 1
Sector 2 - - - - -
Sector 3 - . - . - .
Sector 4 - - - - -
Sector 5 - - - - -
Calibration
.....

00:00:00 1997-161	161-06	161-12	161-18	00:00:00 1997-162	
-82.44	-81.82	-81.18	-80.52	-79.85	X JSE(R _j)
-45.40	-45.65	-45.89	-46.13	-46.35	Y JSE(R _j)
1.36	1.38	1.41	1.43	1.45	Z JSE(R _j)



\diamond = Jupiter look direction
 \square = Corotation look direction