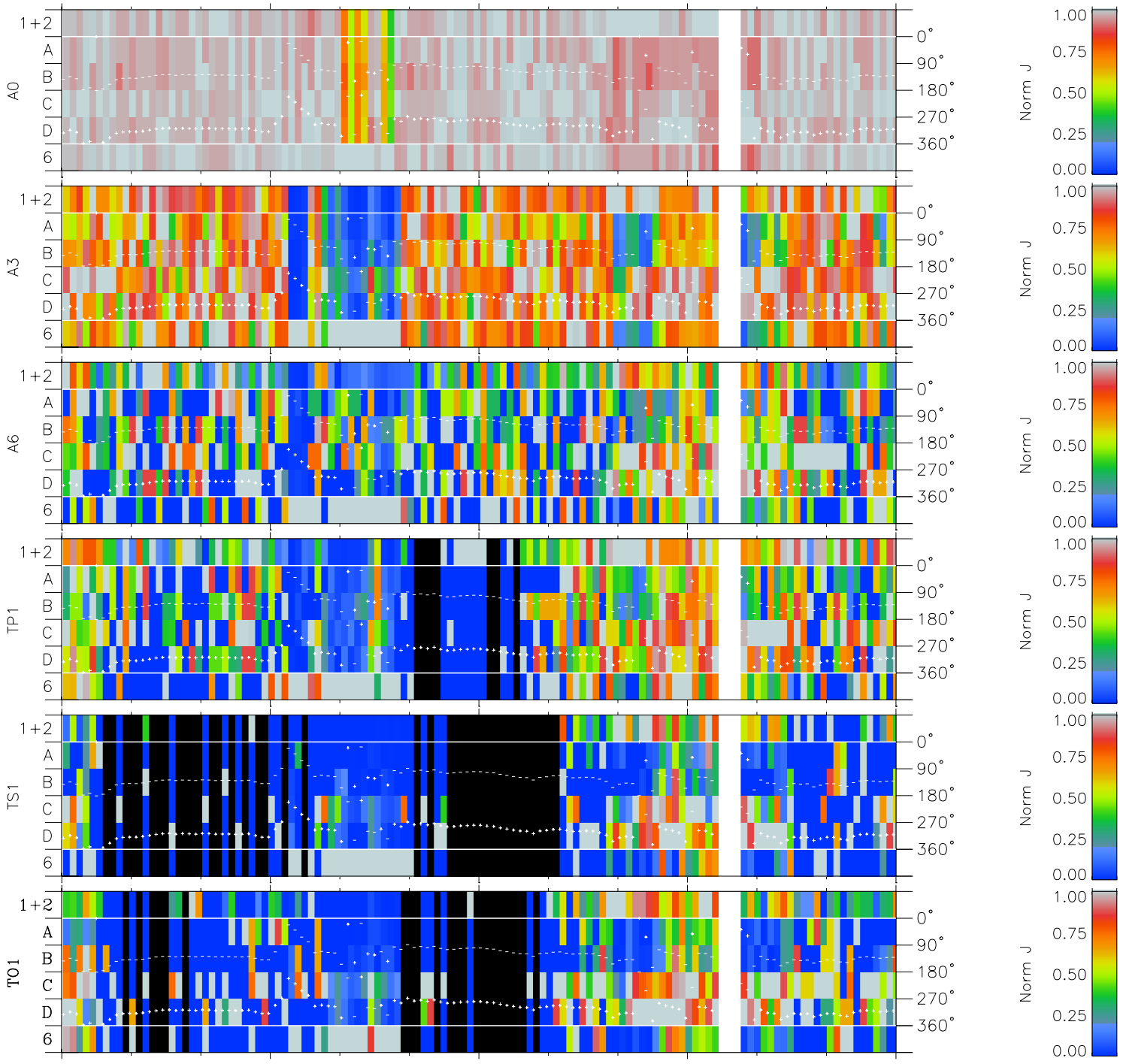
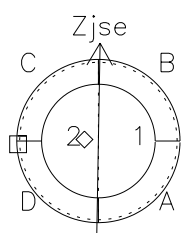
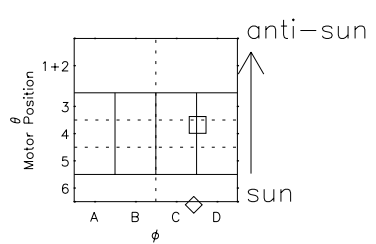


Galileo EPD Real Time Azimuth Anisotropies 97153

Software Version: RTAZIM_NORM V 1.20
 Data Production: 06-03-00
 Plot Production: Sat Sep 15 09:26:11 2001
 Color File: wondr3
 Geofactor File: 1.1



00:00:00 1997-153	153-06	153-12	153-18	00:00:00 1997-154	
+	+	+	+	+	X $JSE(R_j)$
-94.38	-94.24	-94.08	-93.91	-93.72	Y $JSE(R_j)$
-33.63	-34.09	-34.55	-35.00	-35.45	Z $JSE(R_j)$
0.54	0.56	0.59	0.62	0.65	



- ◇ = Jupiter look direction
- = Corotation look direction