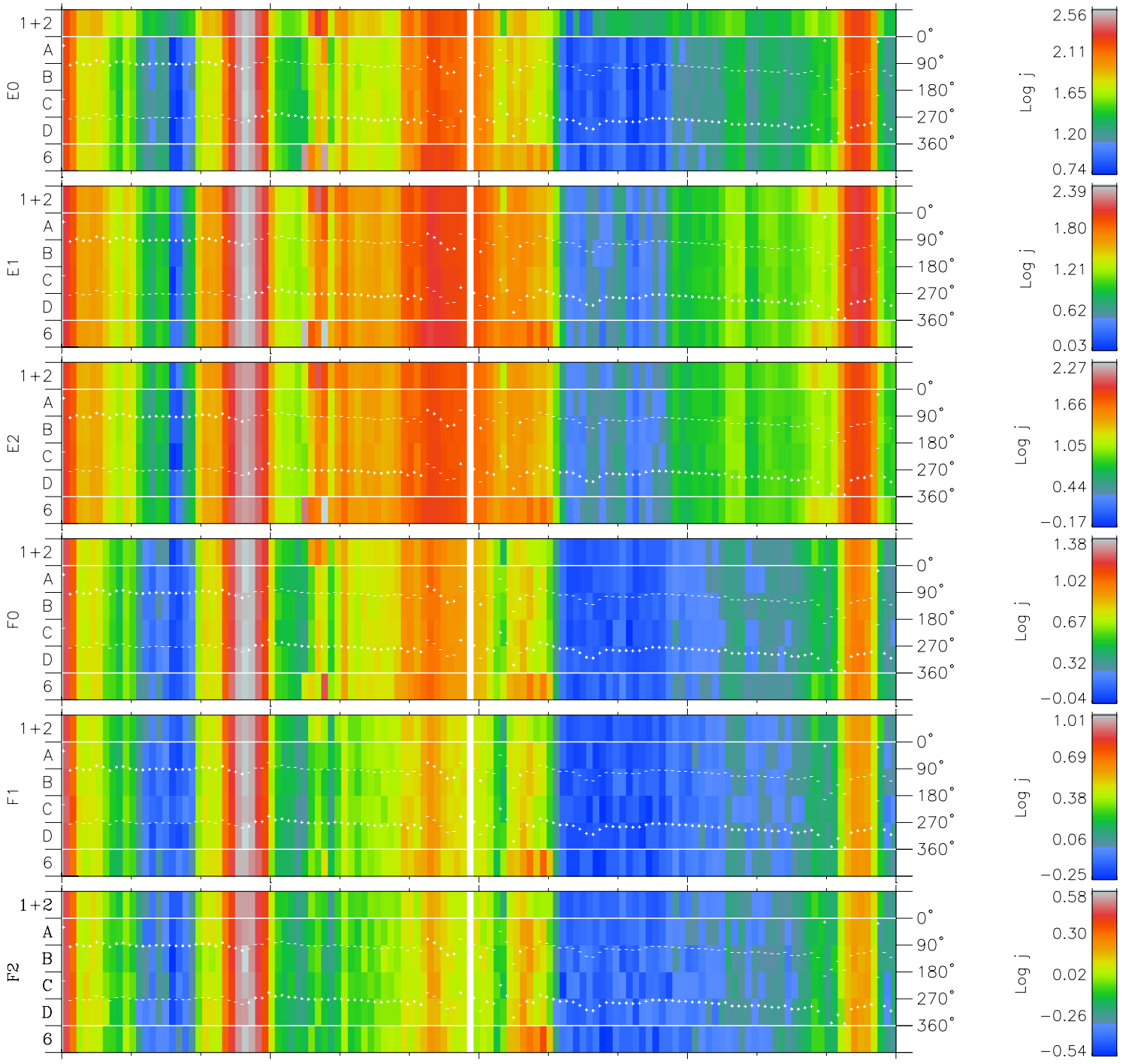
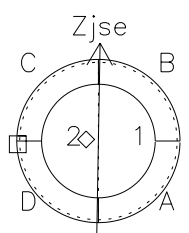
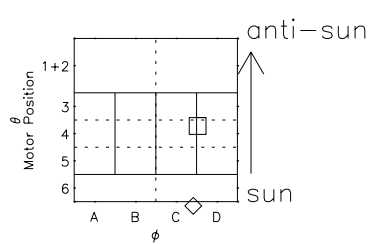


Galileo EPD Real Time Azimuth Anisotropies 97152

Software Version: RTAZIM_FLUX V 1.20
Data Production: 06-03-00
Plot Production: Sat Sep 15 09:17:46 2001
Color File: wondr3
Geofactor File: 1.1



00:00:00 1997-152	152-06	152-12	152-18	00:00:00 1997-153	
+	+	+	+	+	X $\text{JSE}(R_j)$
-94.81	-94.72	-94.62	-94.51	-94.38	Y $\text{JSE}(R_j)$
-31.72	-32.21	-32.69	-33.16	-33.63	Z $\text{JSE}(R_j)$
0.42	0.45	0.48	0.51	0.54	



◇ = Jupiter look direction
□ = Corotation look direction