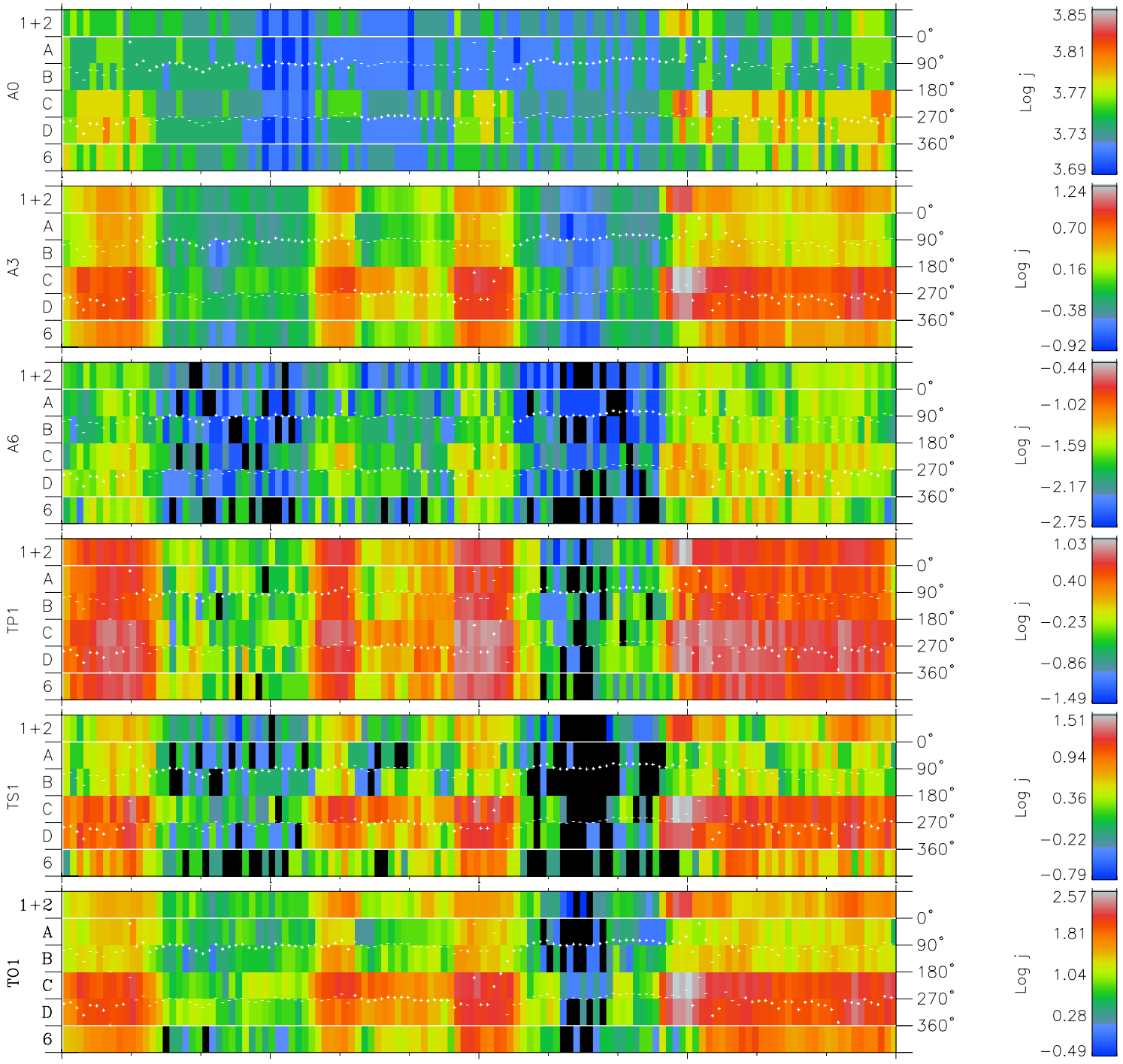
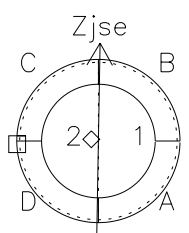
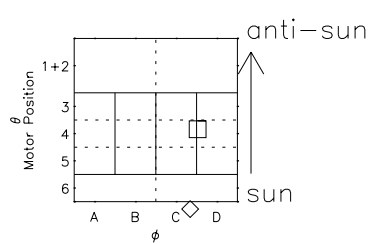


Galileo EPD Real Time Azimuth Anisotropies 97149

Software Version: RTAZIM_FLUX V 1.20
 Data Production: 06-03-00
 Plot Production: Sat Sep 15 08:52:51 2001
 Color File: wondr3
 Geofactor File: 1.1



00:00:00 1997-149	149-06	149-12	149-18	00:00:00 1997-150	
+	+	+	+	+	
-94.64	-94.74	-94.82	-94.89	-94.94	X JSE(R _j)
-25.54	-26.08	-26.62	-27.15	-27.68	Y JSE(R _j)
0.08	0.11	0.14	0.17	0.20	Z JSE(R _j)



- ◇ = Jupiter look direction
- = Corotation look direction