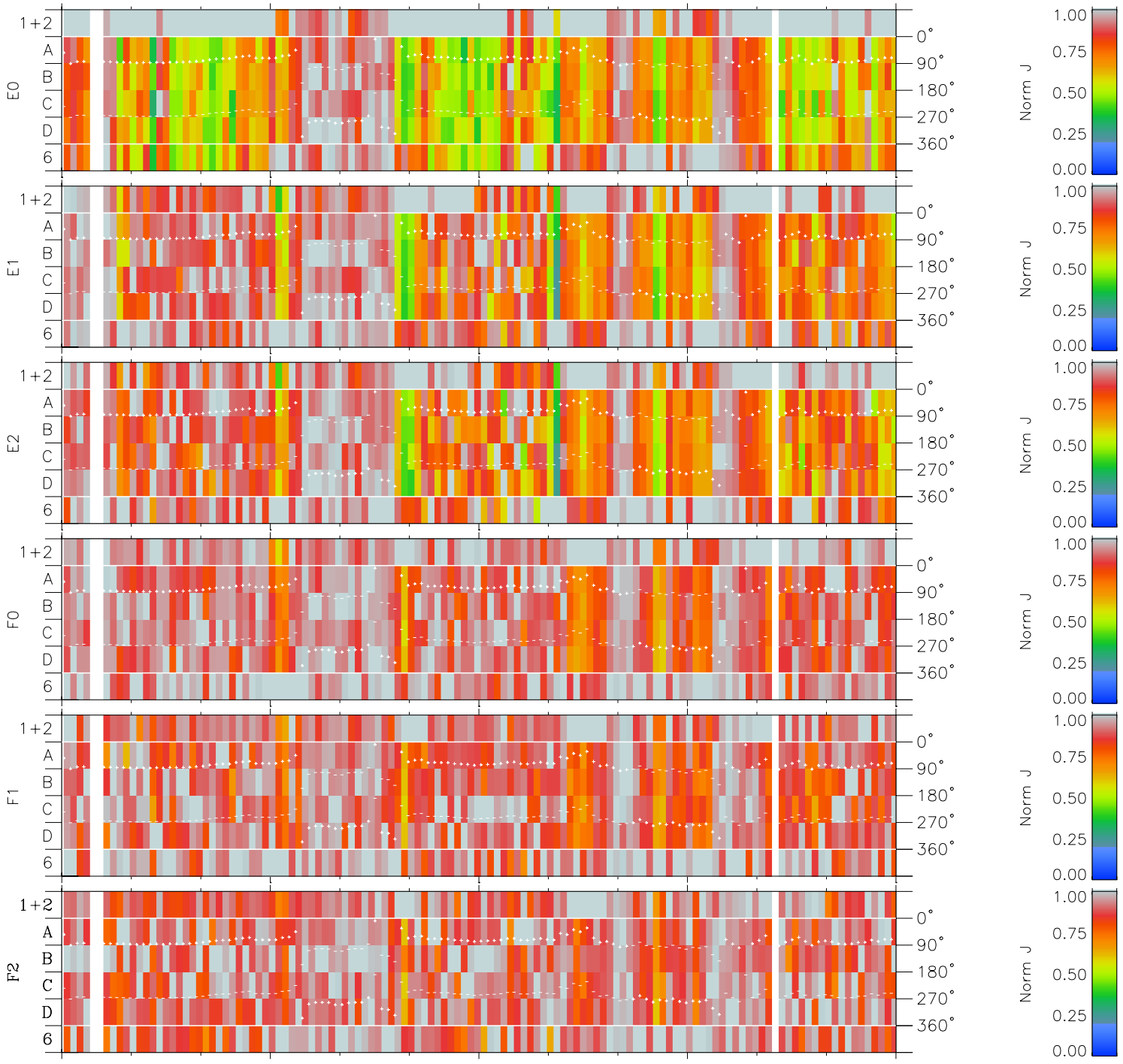
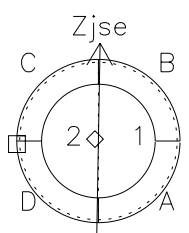
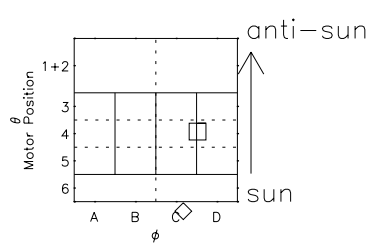


Galileo EPD Real Time Azimuth Anisotropies 97147

Software Version: RTAZIM_NORM V 1.20
 Data Production: 06-03-00
 Plot Production: Sat Sep 15 08:36:50 2001
 Color File: wondr3
 Geofactor File: 1.1



00:00:00 1997-147	147-06	147-12	147-18	00:00:00 1997-148	
+	+	+	+	+	X JSE(R _j)
-93.27	-93.50	-93.71	-93.91	-94.09	Y JSE(R _j)
-21.06	-21.63	-22.21	-22.77	-23.34	Z JSE(R _j)
-0.15	-0.12	-0.09	-0.06	-0.03	



- ◇ = Jupiter look direction
- = Corotation look direction