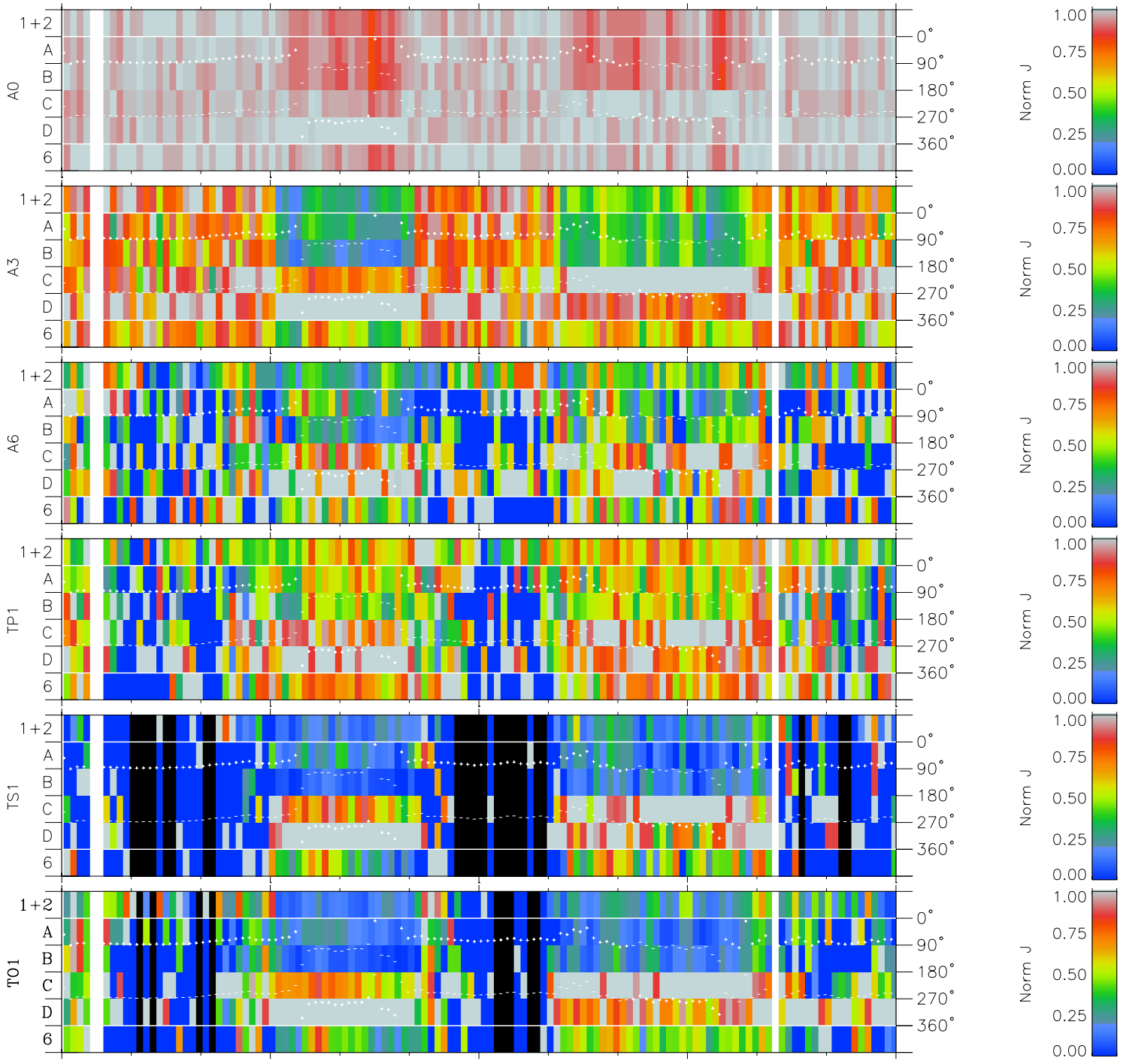
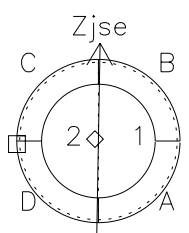
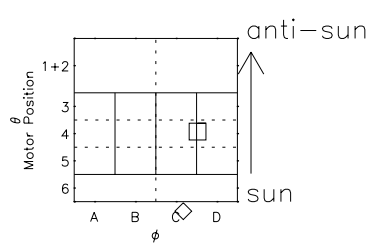


# Galileo EPD Real Time Azimuth Anisotropies 97147

Software Version: RTAZIM\_NORM V 1.20  
 Data Production: 06-03-00  
 Plot Production: Sat Sep 15 08:36:45 2001  
 Color File: wondr3  
 Geofactor File: 1.1



00:00:00 1997-147	147-06	147-12	147-18	00:00:00 1997-148	
+	+	+	+	+	X $JSE(R_j)$
-93.27	-93.50	-93.71	-93.91	-94.09	Y $JSE(R_j)$
-21.06	-21.63	-22.21	-22.77	-23.34	Z $JSE(R_j)$
-0.15	-0.12	-0.09	-0.06	-0.03	



- ◇ = Jupiter look direction
- = Corotation look direction