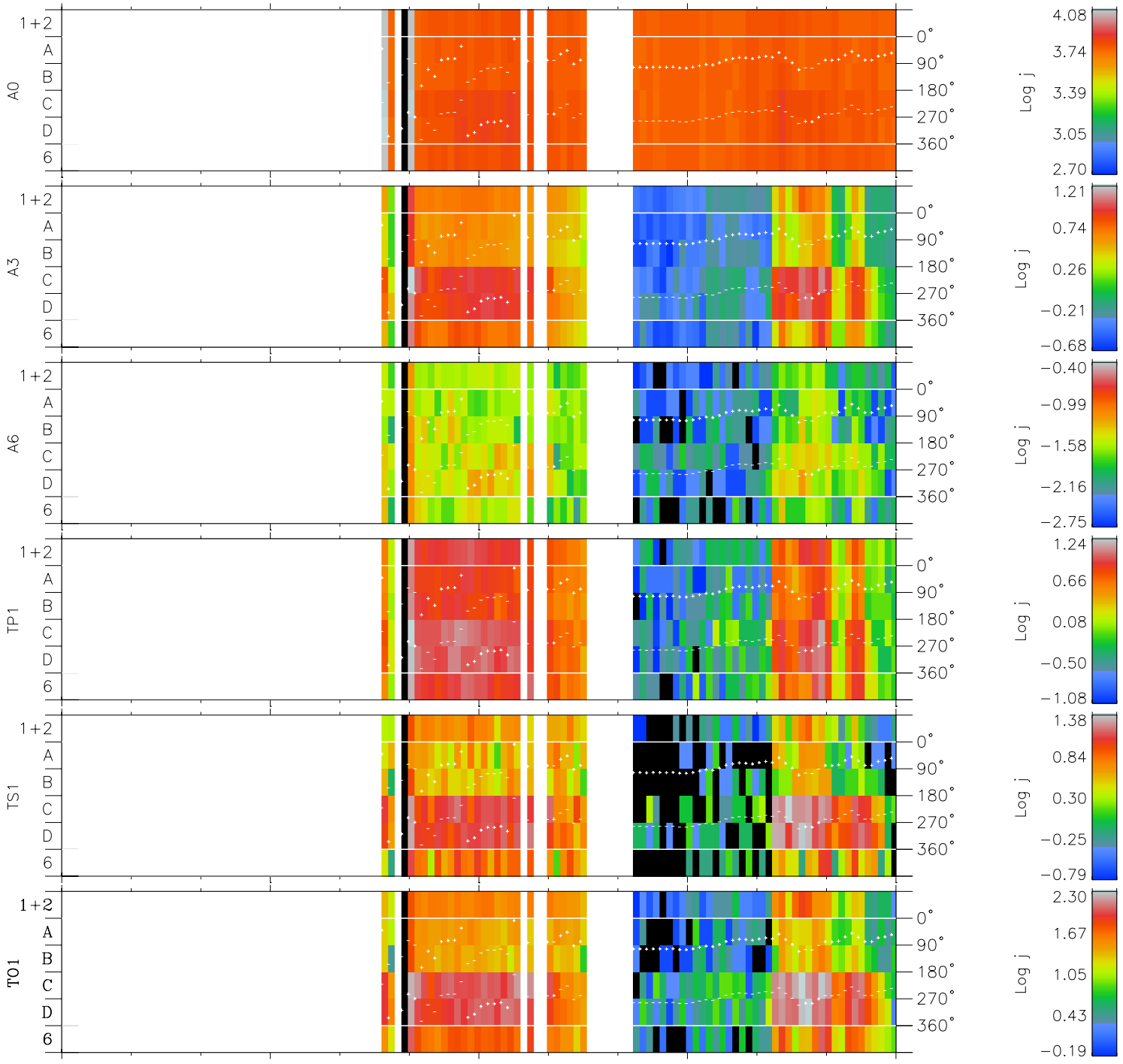
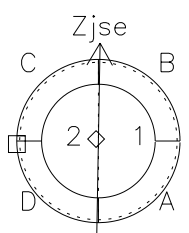
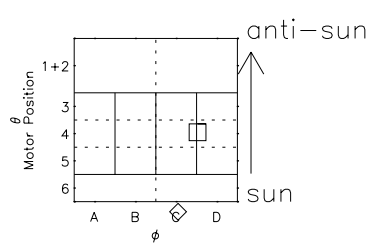


Galileo EPD Real Time Azimuth Anisotropies 97146

Software Version: RTAZIM_FLUX V 1.20
 Data Production: 06-03-00
 Plot Production: Sat Sep 15 08:28:46 2001
 Color File: wondr3
 Geofactor File: 1.1



00:00:00 1997-146	146-06	146-12	146-18	00:00:00 1997-147	
+	+	+	+	+	X $JSE(R_j)$
-92.21	-92.49	-92.76	-93.03	-93.27	Y $JSE(R_j)$
-18.72	-19.31	-19.90	-20.48	-21.06	Z $JSE(R_j)$
-0.26	-0.24	-0.21	-0.18	-0.15	



- ◇ = Jupiter look direction
- = Corotation look direction