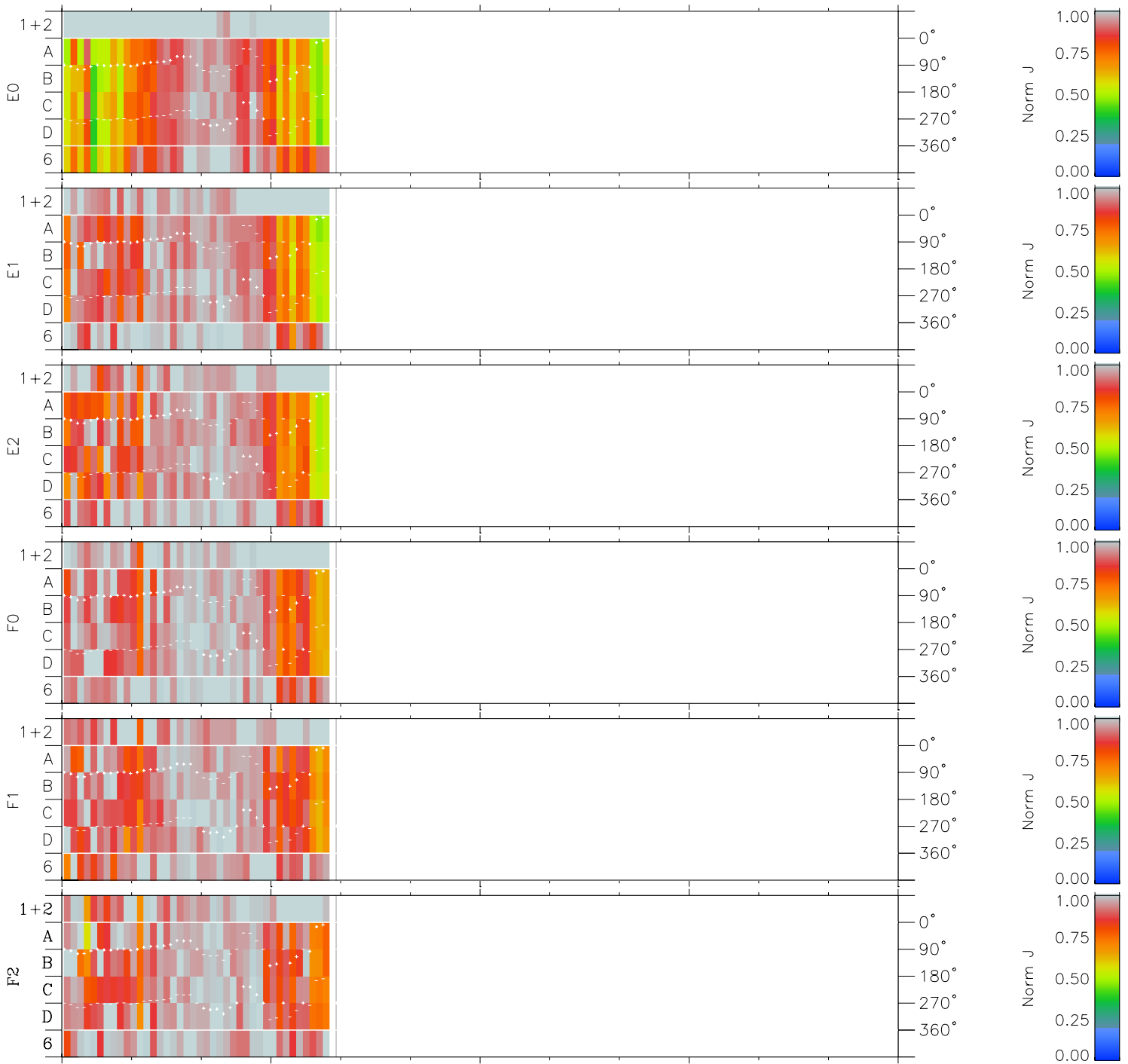
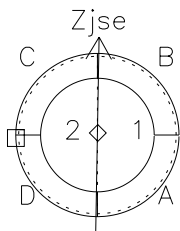
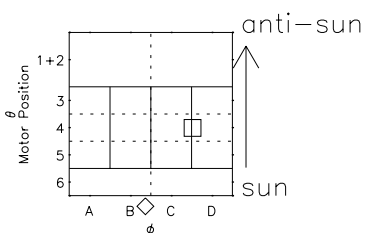


Galileo EPD Real Time Azimuth Anisotropies 97145

Software Version: RTAZIM_NORM V 1.20
 Data Production: 06-03-00
 Plot Production: Sat Sep 15 08:21:57 2001
 Color File: wondr3
 Geofactor File: 1.1



| | | | | | |
|----------------------|--------|--------|--------|----------------------|------------------------|
| 00:00:00 1997-145 | 145-06 | 145-12 | 145-18 | 00:00:00 1997-146 | |
| + | + | + | + | + | X JSE(R _j) |
| -90.83 | -91.19 | -91.55 | -91.90 | -92.26 | Y JSE(R _j) |
| -16.31 | -16.92 | -17.52 | -18.13 | -18.73 | Z JSE(R _j) |
| -0.38 | -0.35 | -0.32 | -0.29 | -0.26 | |



- ◇ = Jupiter look direction
- = Corotation look direction