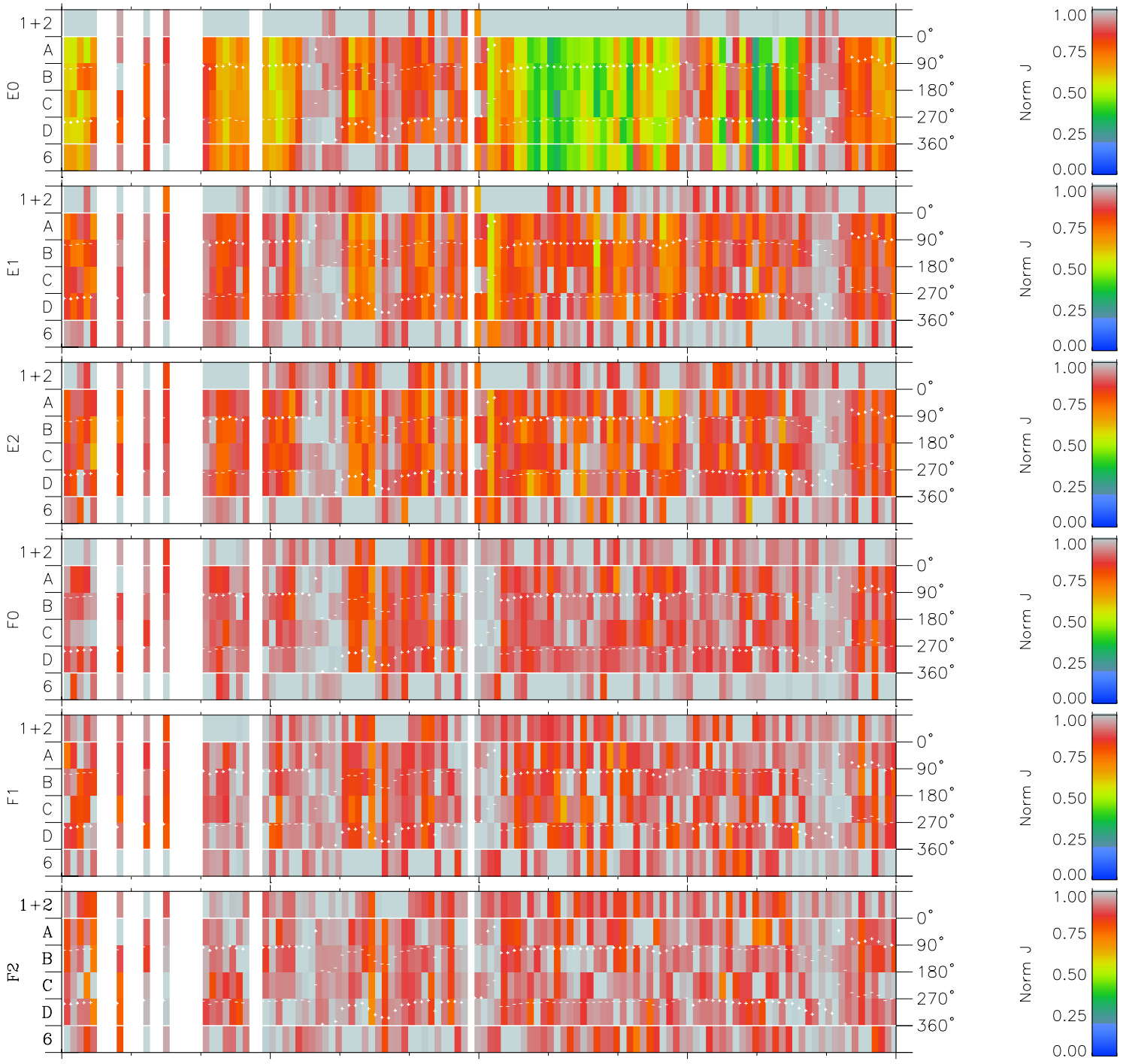
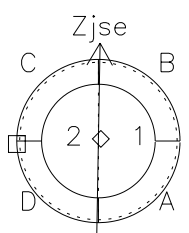
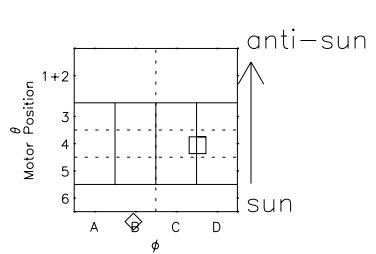


# Galileo EPD Real Time Azimuth Anisotropies 97144

Software Version: RTAZIM\_NORM V 1.20  
 Data Production: 06-03-00  
 Plot Production: Sat Sep 15 08:14:47 2001  
 Color File: wondr3  
 Geofactor File: 1.1



00:00:00 1997-144	144-06	144-12	144-18	00:00:00 1997-145	
+	+	+	+	+	
-89.17	-89.61	-90.04	-90.44	-90.83	X $JSE(R_j)$
-13.85	-14.47	-15.09	-15.70	-16.31	Y $JSE(R_j)$
-0.49	-0.46	-0.43	-0.41	-0.38	Z $JSE(R_j)$



- ◇ = Jupiter look direction
- = Corotation look direction