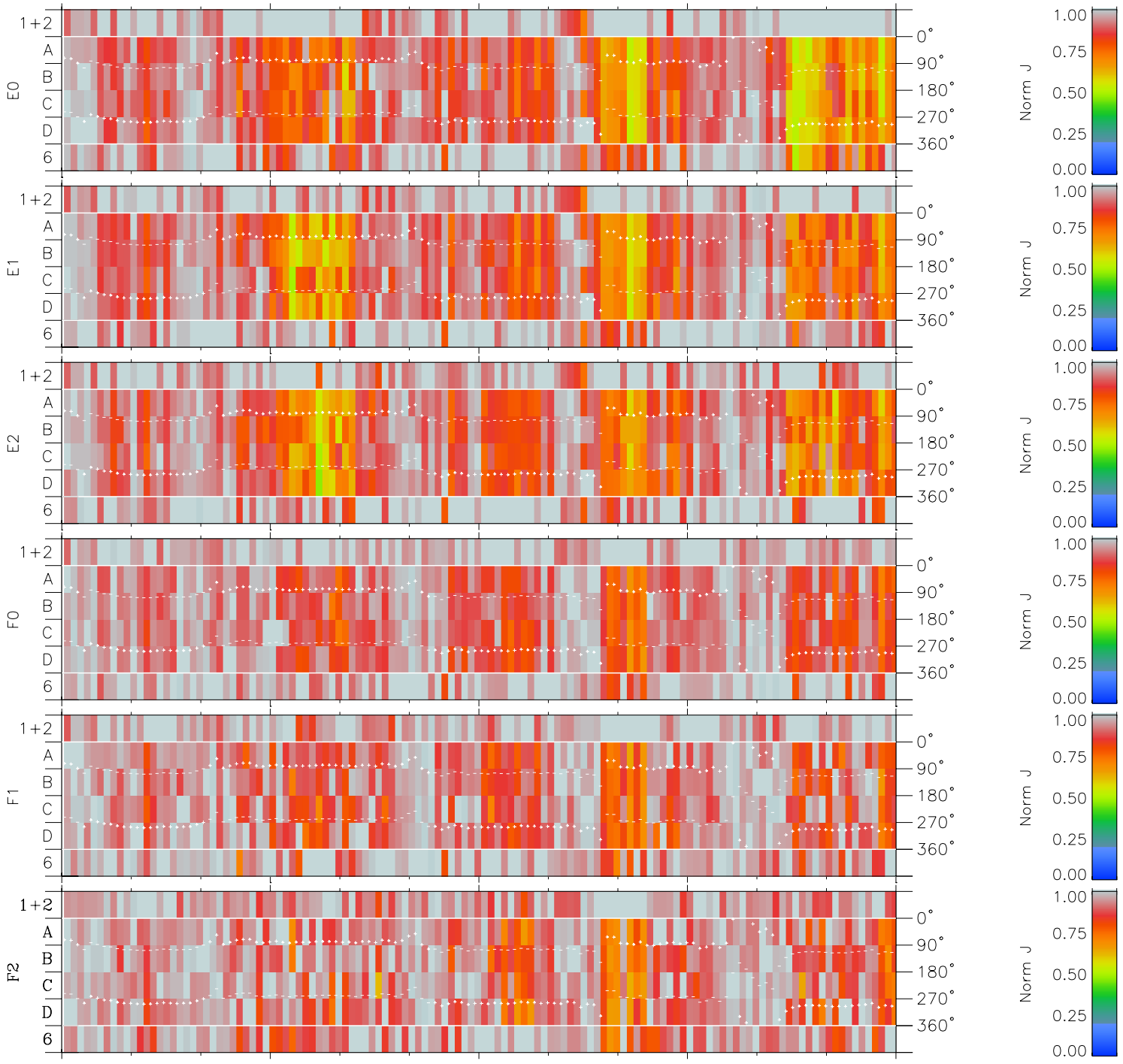
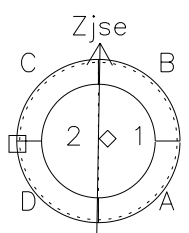
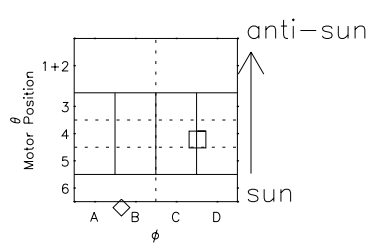


Galileo EPD Real Time Azimuth Anisotropies 97141

Software Version: RTAZIM_NORM V 1.20
 Data Production: 06-03-00
 Plot Production: Sat Sep 15 07:50:29 2001
 Color File: wondr3
 Geofactor File: 1.1



00:00:00 1997-141	141-06	141-12	141-18	00:00:00 1997-142	
+	+	+	+	+	X JSE(R _j)
-82.30	-82.99	-83.66	-84.31	-84.93	Y JSE(R _j)
-6.16	-6.82	-7.47	-8.12	-8.77	Z JSE(R _j)
-0.82	-0.79	-0.76	-0.74	-0.71	



- ◇ = Jupiter look direction
- = Corotation look direction