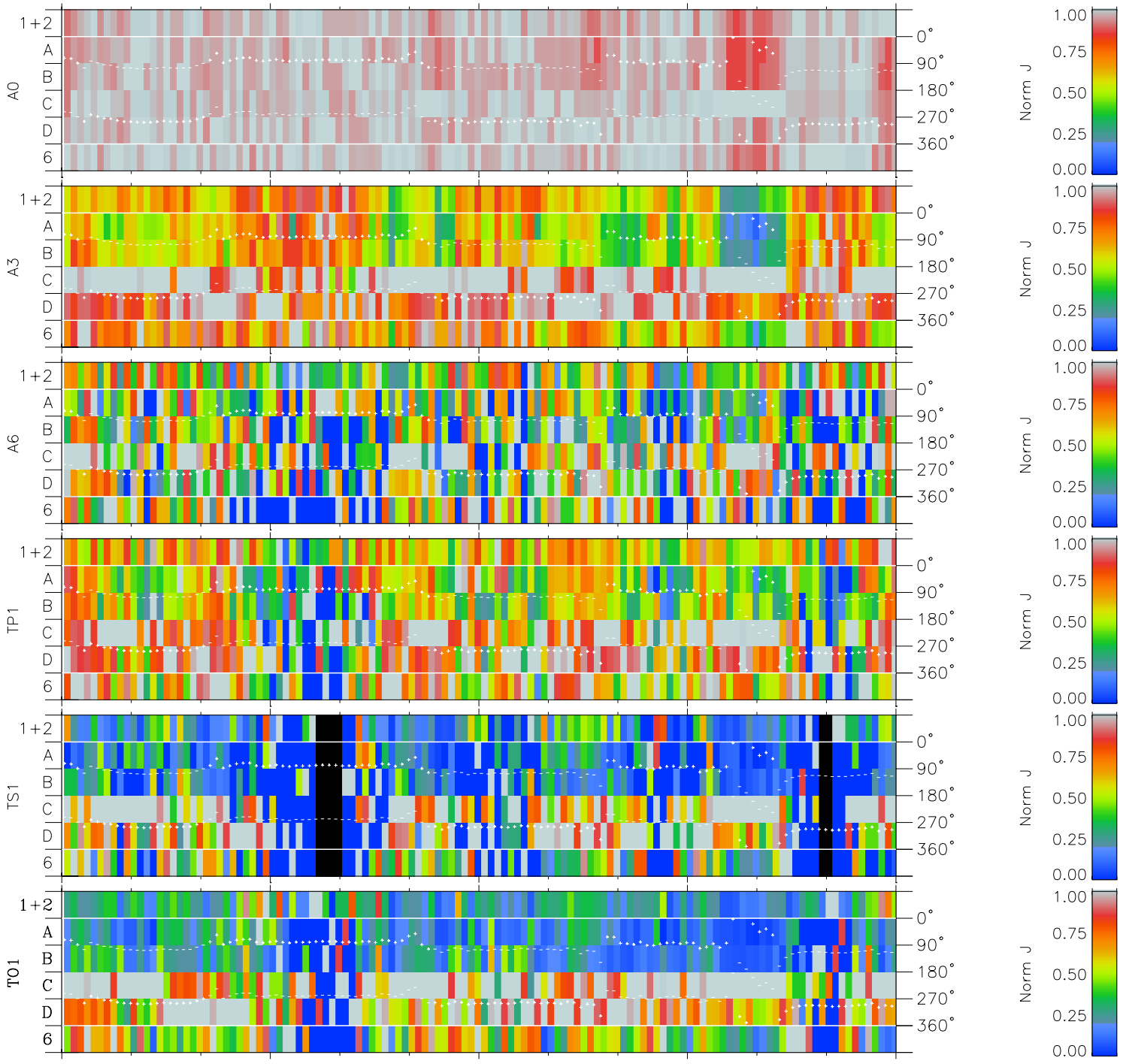
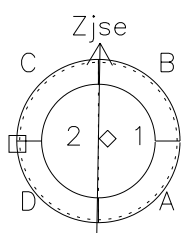
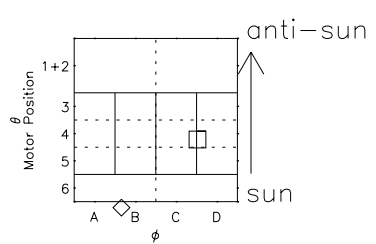


# Galileo EPD Real Time Azimuth Anisotropies 97141

Software Version: RTAZIM\_NORM V 1.20  
 Data Production: 06-03-00  
 Plot Production: Sat Sep 15 07:50:24 2001  
 Color File: wondr3  
 Geofactor File: 1.1



00:00:00 1997-141	141-06	141-12	141-18	00:00:00 1997-142	
+	+	+	+	+	X $JSE(R_j)$
-82.30	-82.99	-83.66	-84.31	-84.93	Y $JSE(R_j)$
-6.16	-6.82	-7.47	-8.12	-8.77	Z $JSE(R_j)$
-0.82	-0.79	-0.76	-0.74	-0.71	



◇ = Jupiter look direction  
 □ = Corotation look direction