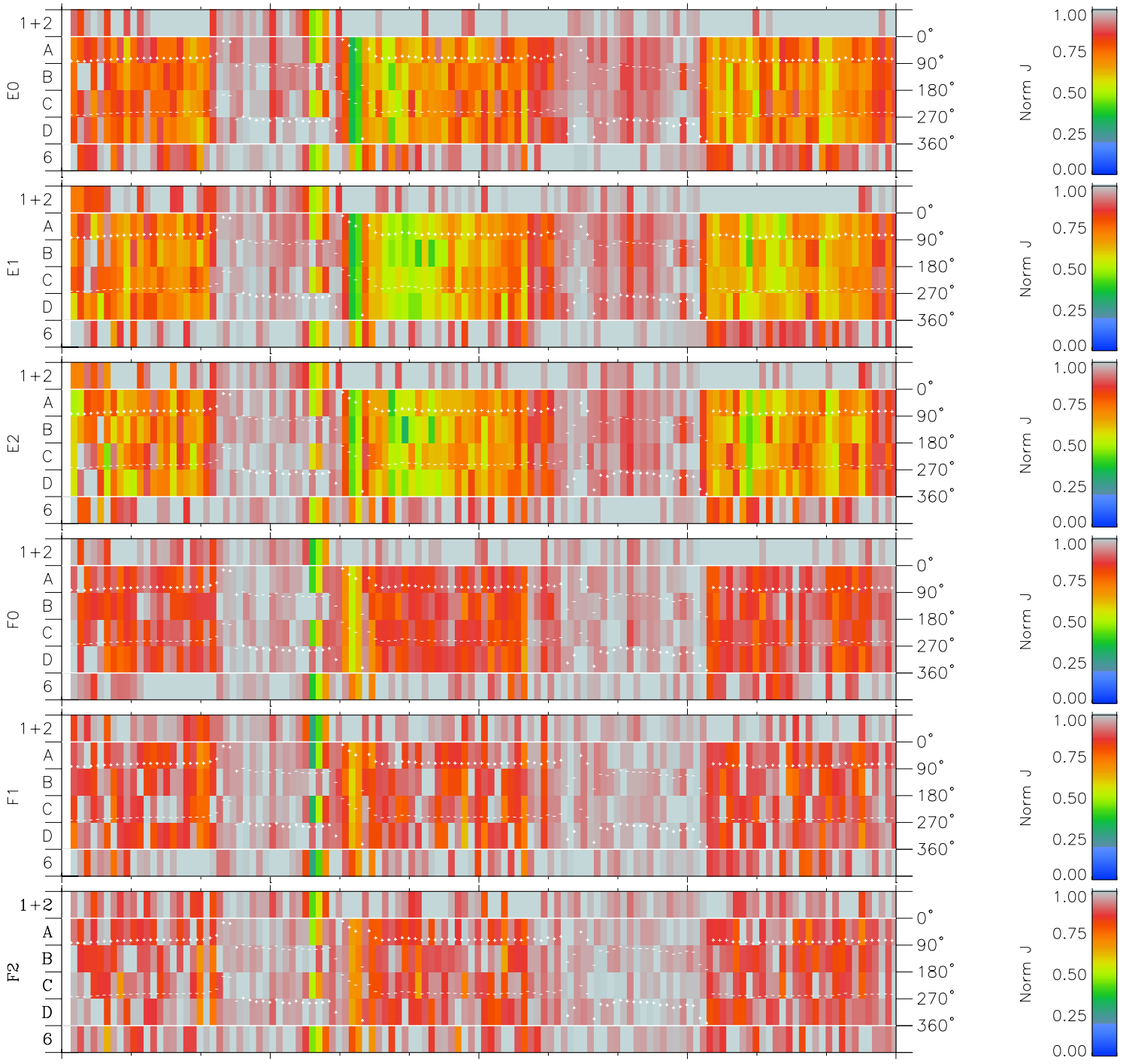
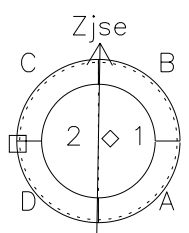
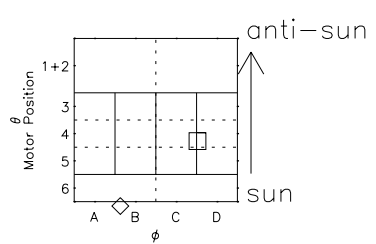


Galileo EPD Real Time Azimuth Anisotropies 97140

Software Version: RTAZIM_NORM V 1.20
 Data Production: 06-03-00
 Plot Production: Sat Sep 15 07:42:20 2001
 Color File: wondr3
 Geofactor File: 1.1



00:00:00 1997-140	140-06	140-12	140-18	00:00:00 1997-141	
+	+	+	+	+	
-79.31	-80.09	-80.85	-81.59	-82.30	X JSE(R _j)
-3.52	-4.18	-4.84	-5.50	-6.16	Y JSE(R _j)
-0.92	-0.89	-0.87	-0.84	-0.82	Z JSE(R _j)



- ◇ = Jupiter look direction
- = Corotation look direction