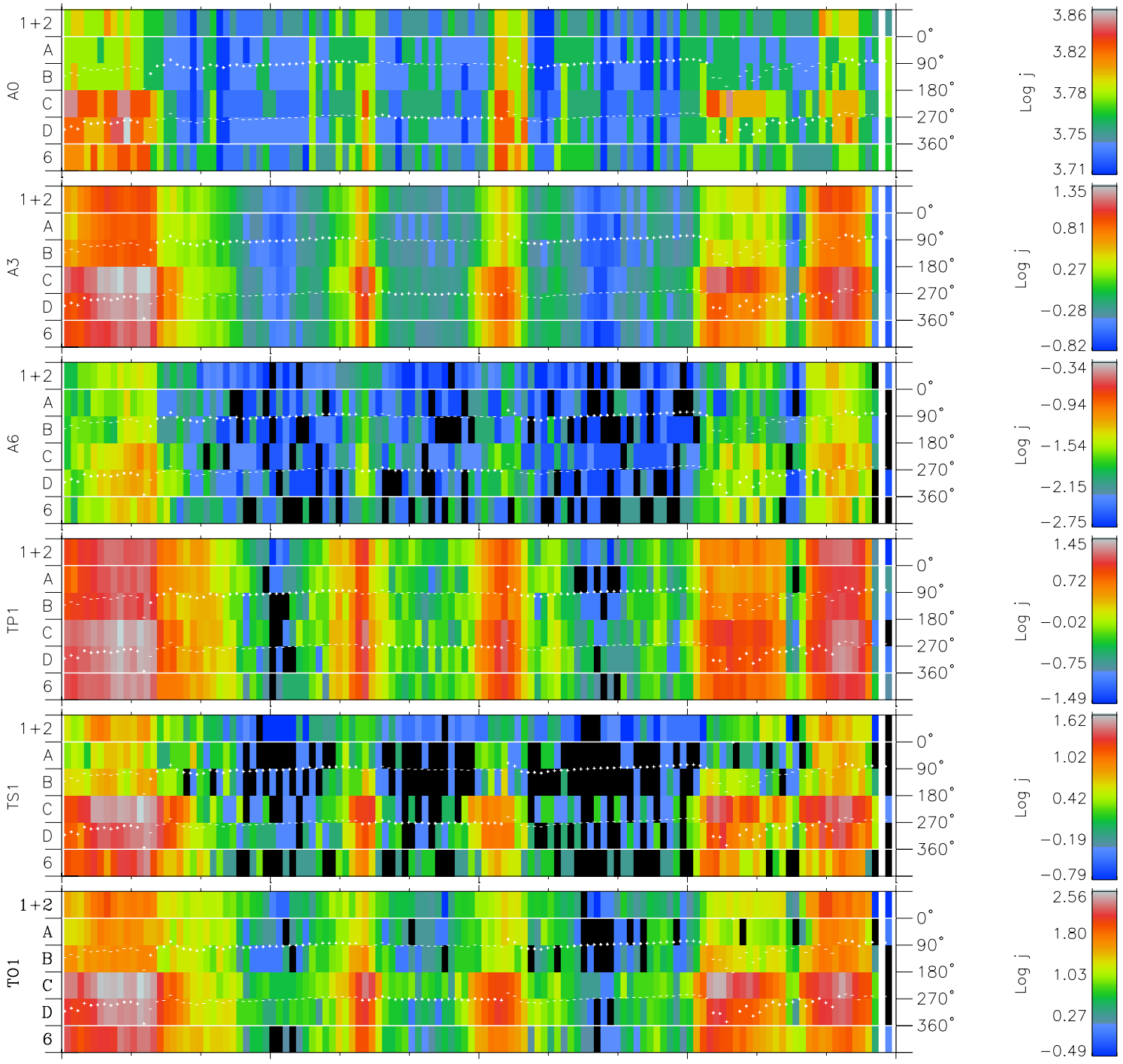
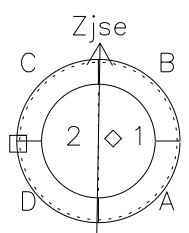
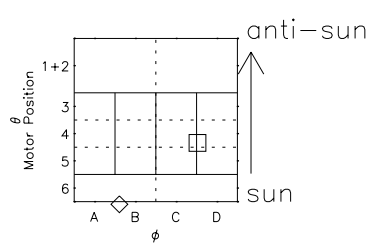


Galileo EPD Real Time Azimuth Anisotropies 97139

Software Version: RTAZIM_FLUX V 1.20
 Data Production: 06-03-00
 Plot Production: Sat Sep 15 07:33:46 2001
 Color File: wondr3
 Geofactor File: 1.1



00:00:00 1997-139	139-06	139-12	139-18	00:00:00 1997-140	
+	+	+	+	+	
-75.90	-76.79	-77.66	-78.49	-79.31	X JSE(R _j)
-0.84	-1.51	-2.18	-2.85	-3.52	Y JSE(R _j)
-1.01	-0.99	-0.97	-0.94	-0.92	Z JSE(R _j)



- ◇ = Jupiter look direction
- = Corotation look direction