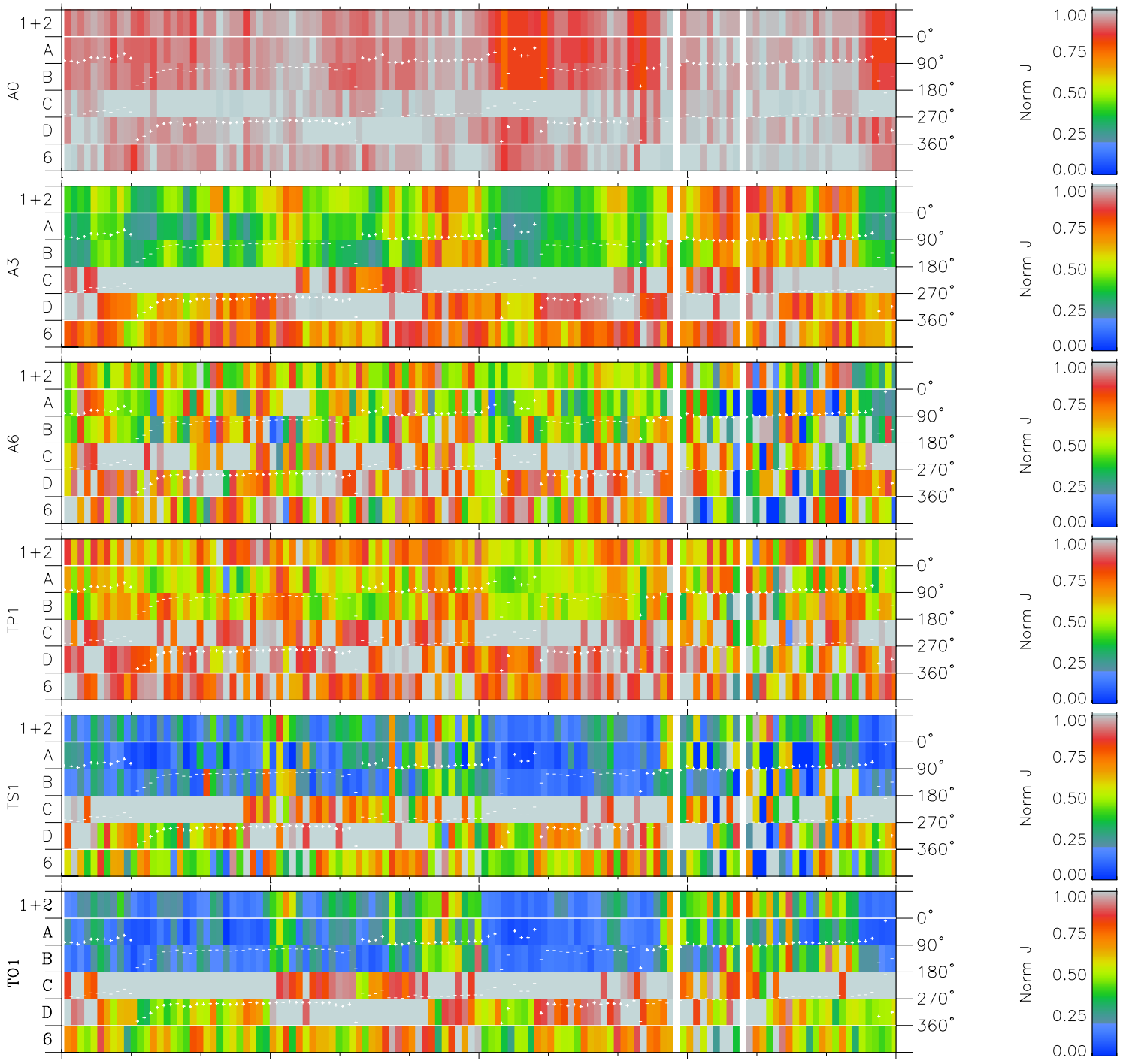
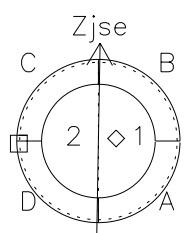
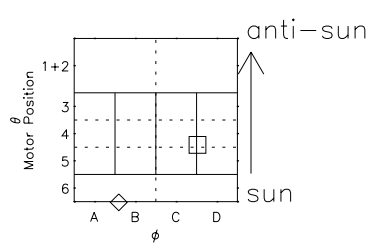


# Galileo EPD Real Time Azimuth Anisotropies 97138

Software Version: RTAZIM\_NORM V 1.20  
 Data Production: 06-03-00  
 Plot Production: Sat Sep 15 07:25:32 2001  
 Color File: wondr3  
 Geofactor File: 1.1



00:00:00 1997-138	138-06	138-12	138-18	00:00:00 1997-139	
+	+	+	+	+	
-72.06	-73.06	-74.04	-74.99	-75.90	X JSE(R <sub>J</sub> )
1.85	1.18	0.50	-0.17	-0.84	Y JSE(R <sub>J</sub> )
-1.11	-1.08	-1.06	-1.04	-1.01	Z JSE(R <sub>J</sub> )



- ◇ = Jupiter look direction
- = Corotation look direction