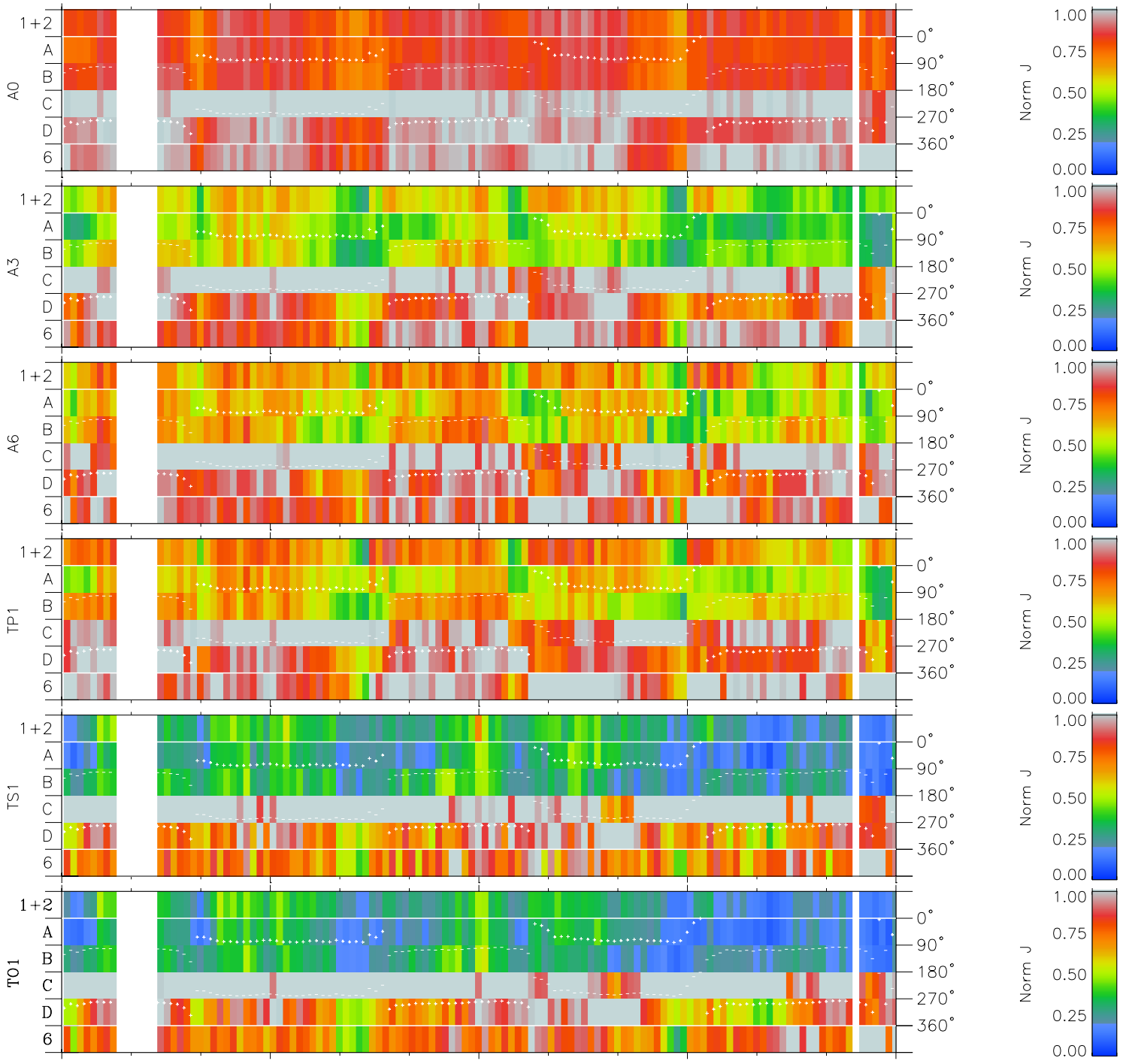
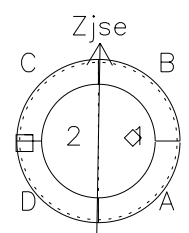
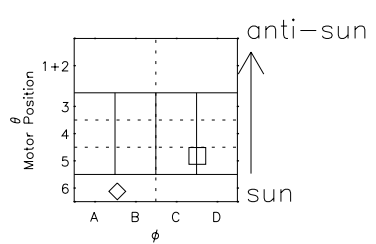


Galileo EPD Real Time Azimuth Anisotropies 97134

Software Version: RTAZIM_NORM V 1.20
 Data Production: 06-03-00
 Plot Production: Sat Sep 15 06:52:35 2001
 Color File: wondr3
 Geofactor File: 1.1



00:00:00 1997-134	134-06	134-12	134-18	00:00:00 1997-135	
+	+	+	+	+	X $JSE(R_j)$
-51.04	-52.69	-54.28	-55.82	-57.31	Y $JSE(R_j)$
12.30	11.69	11.07	10.44	9.81	Z $JSE(R_j)$
-1.37	-1.36	-1.35	-1.34	-1.32	



- ◇ = Jupiter look direction
- = Corotation look direction