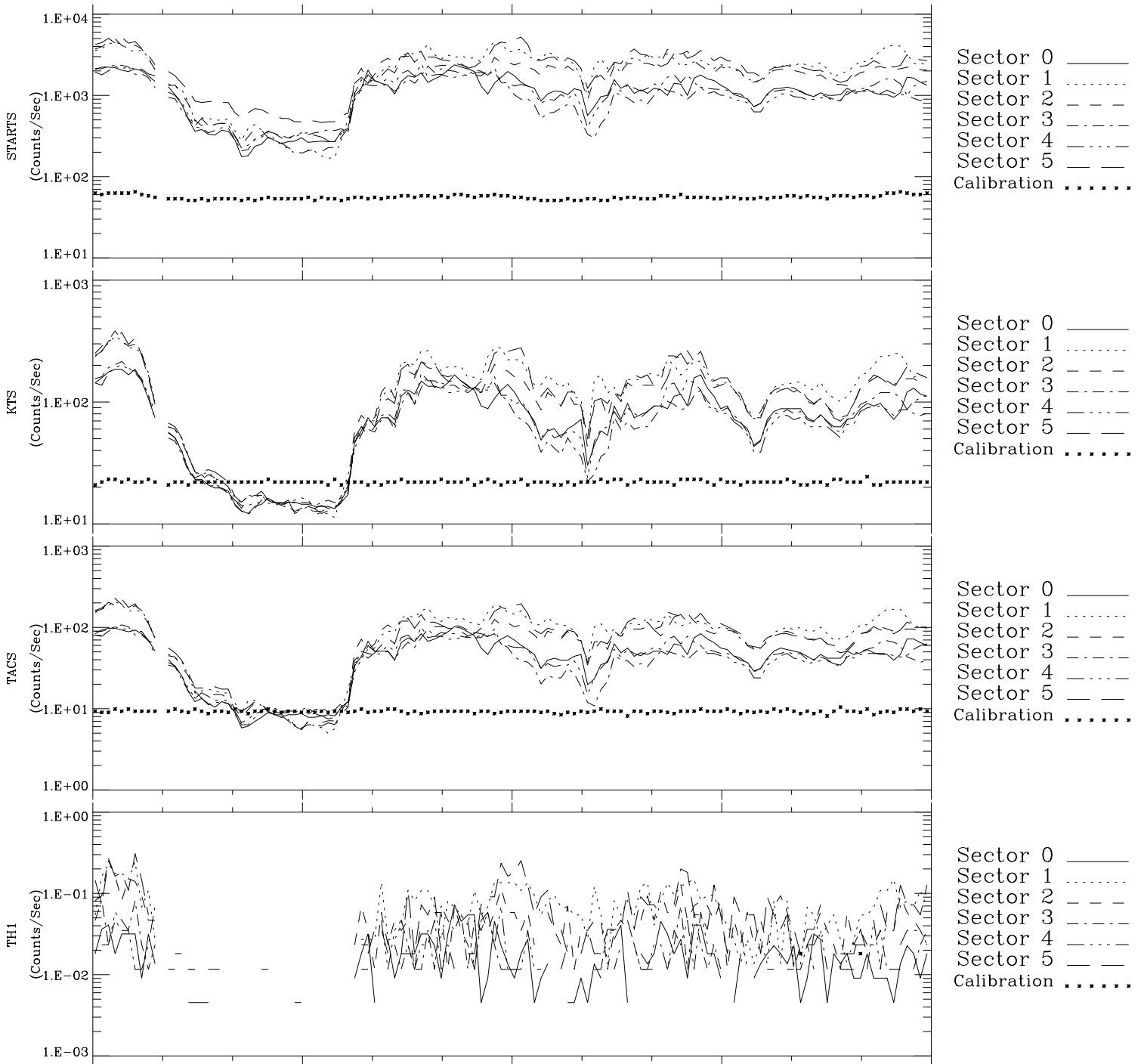


Galileo EPD Real-Time Six-Sector 97133

Software Version: RTLINE_R6 V 1.20
Data Production: 06-03-00
Plot Production: Sat Sep 15 06:44:49 2001



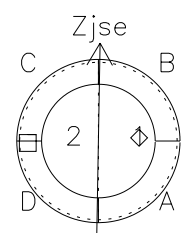
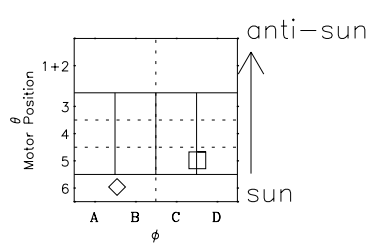
Sector 0 ———
Sector 1
Sector 2 - - - -
Sector 3 - . - . -
Sector 4 - - - -
Sector 5 ———
Calibration

Sector 0 ———
Sector 1
Sector 2 - - - -
Sector 3 - . - . -
Sector 4 - - - -
Sector 5 ———
Calibration

Sector 0 ———
Sector 1
Sector 2 - - - -
Sector 3 - . - . -
Sector 4 - - - -
Sector 5 ———
Calibration

Sector 0 ———
Sector 1
Sector 2 - - - -
Sector 3 - . - . -
Sector 4 - - - -
Sector 5 ———
Calibration

00:00:00 1997-133	133-06	133-12	133-18	00:00:00 1997-134	
+	+	+	+	+	
-43.86	-45.75	-47.58	-49.34	-51.04	X JSE(R _j)
14.58	14.04	13.47	12.89	12.30	Y JSE(R _j)
-1.38	-1.38	-1.38	-1.37	-1.37	Z JSE(R _j)



◇ = Jupiter look direction
□ = Corotation look direction