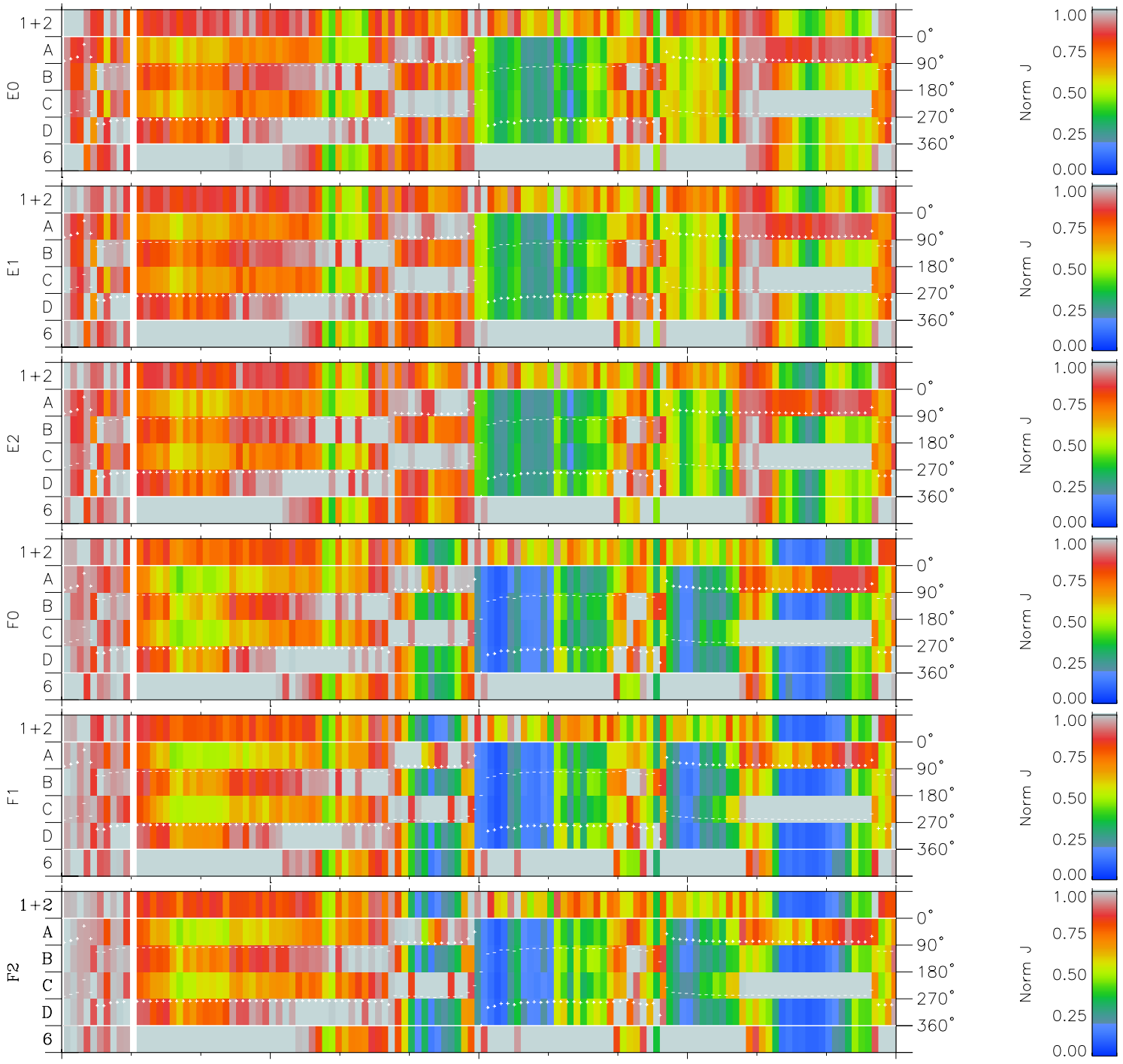
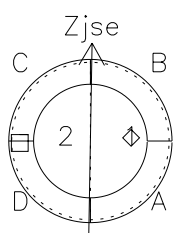
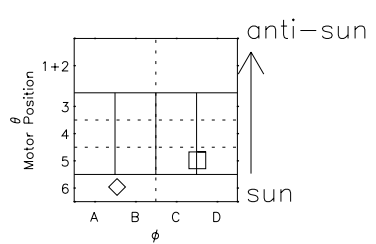


# Galileo EPD Real Time Azimuth Anisotropies 97133

Software Version: RTAZIM\_NORM V 1.20  
 Data Production: 06-03-00  
 Plot Production: Sat Sep 15 06:44:34 2001  
 Color File: wondr3  
 Geofactor File: 1.1



00:00:00 1997-133	133-06	133-12	133-18	00:00:00 1997-134	
+	+	+	+	+	X JSE(R <sub>j</sub> )
-43.86	-45.75	-47.58	-49.34	-51.04	Y JSE(R <sub>j</sub> )
14.58	14.04	13.47	12.89	12.30	Z JSE(R <sub>j</sub> )
-1.38	-1.38	-1.38	-1.37	-1.37	



- ◇ = Jupiter look direction
- = Corotation look direction