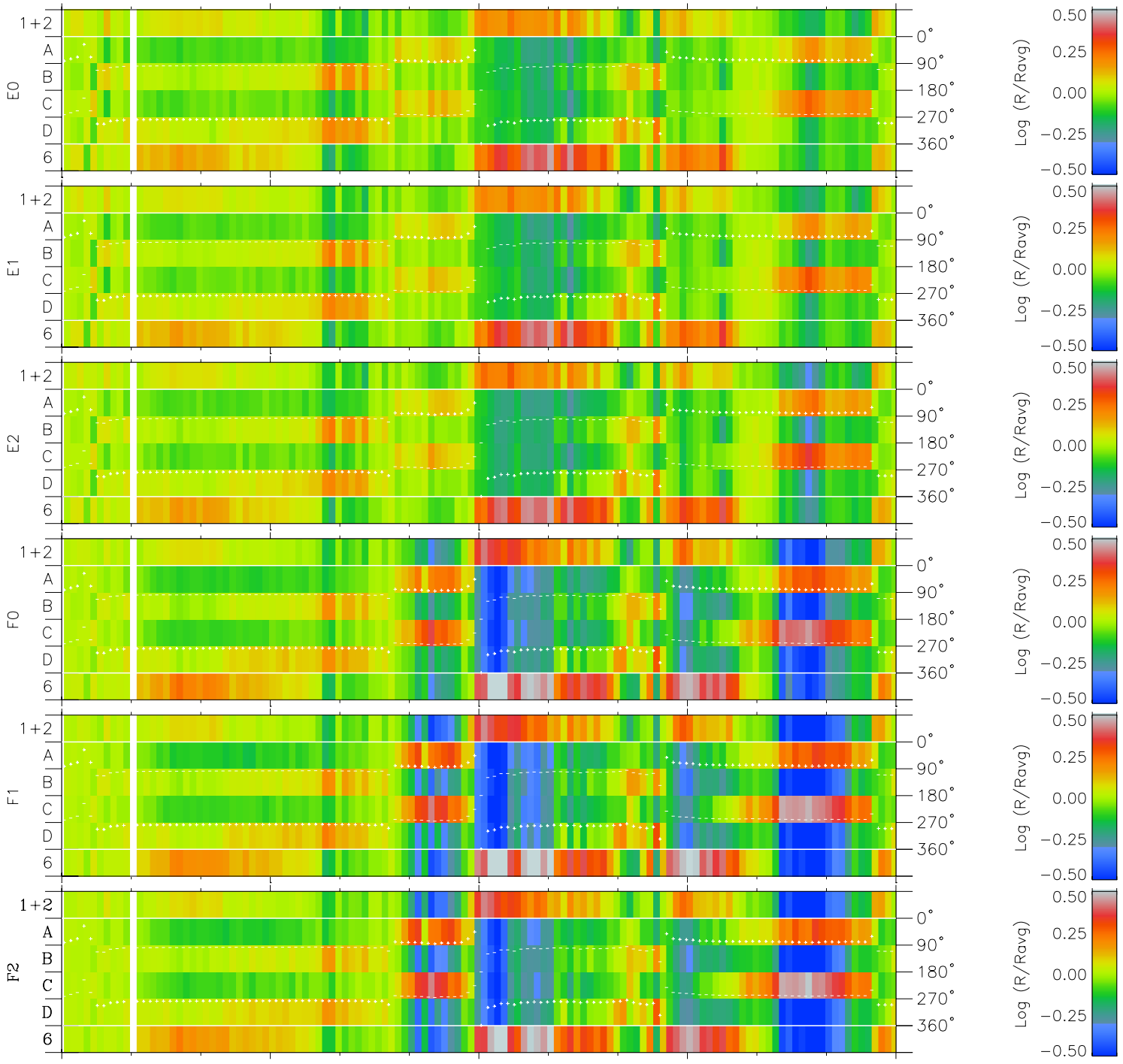
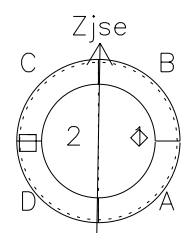
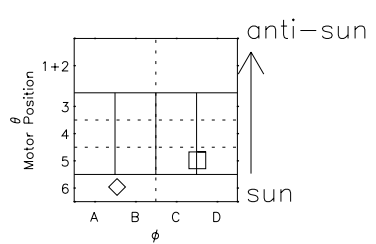


Galileo EPD Real Time Azimuth Anisotropies 97133

Software Version: RTAZIM_MEAN V 1.20
Data Production: 06-03-00
Plot Production: Sat Sep 15 06:44:11 2001
Color File: wondr3
Geofactor File: 1.1



00:00:00 1997-133	133-06	133-12	133-18	00:00:00 1997-134	
+	+	+	+	+	X $\text{JSE}(R_j)$
-43.86	-45.75	-47.58	-49.34	-51.04	Y $\text{JSE}(R_j)$
14.58	14.04	13.47	12.89	12.30	Z $\text{JSE}(R_j)$
-1.38	-1.38	-1.38	-1.37	-1.37	



- \diamond = Jupiter look direction
- \square = Corotation look direction