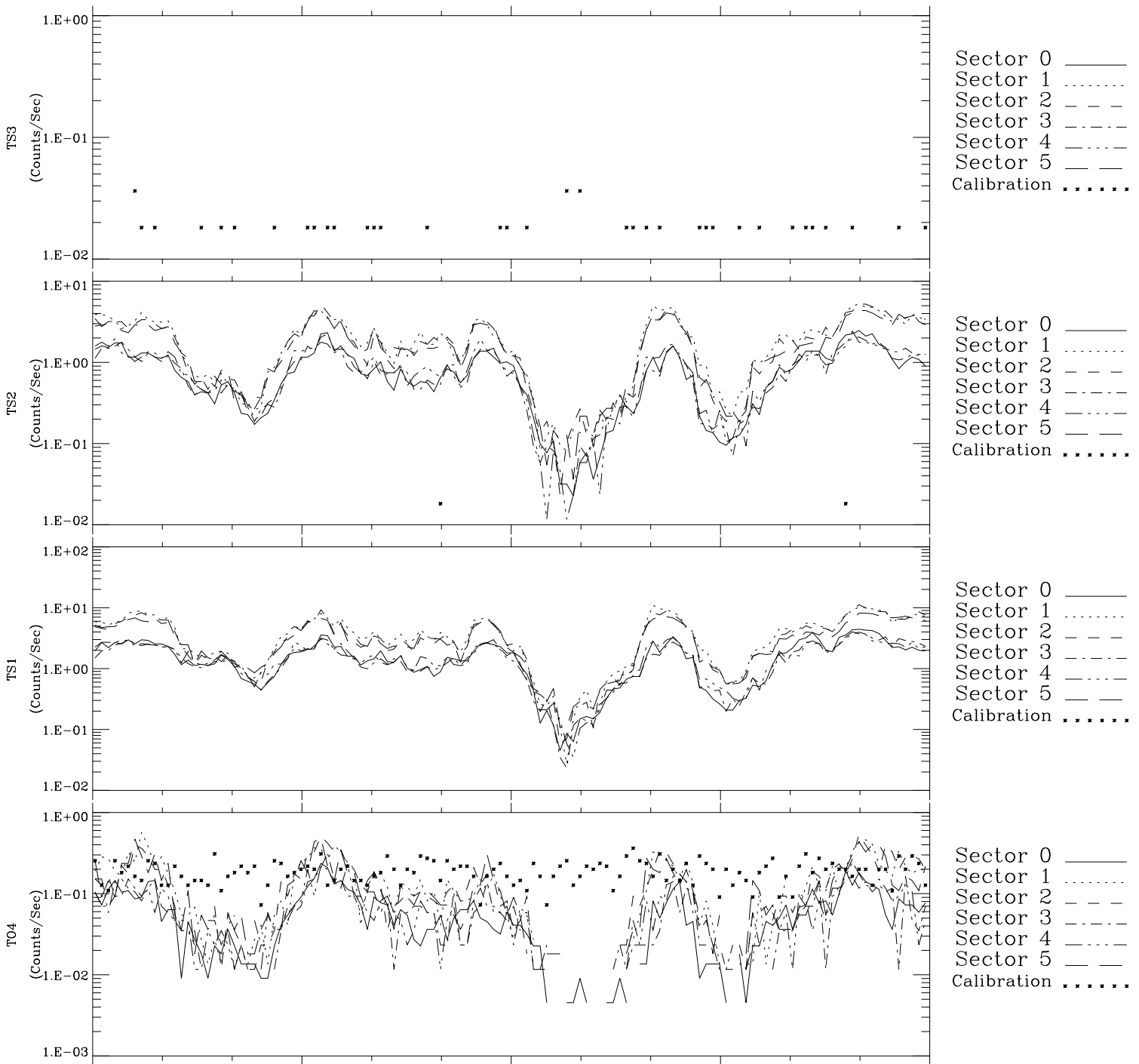


Galileo EPD Real-Time Six-Sector 97132

Software Version: RTLINE_R6 V 1.20
Data Production: 06-03-00
Plot Production: Sat Sep 15 06:36:36 2001



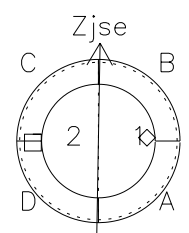
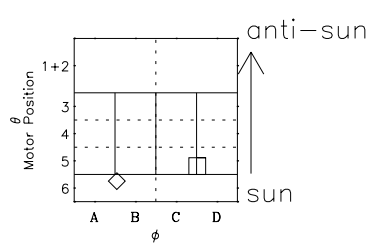
Sector 0 _____
Sector 1
Sector 2 - - - -
Sector 3 - - - -
Sector 4 - - - -
Sector 5 - - - -
Calibration

Sector 0 _____
Sector 1
Sector 2 - - - -
Sector 3 - - - -
Sector 4 - - - -
Sector 5 - - - -
Calibration

Sector 0 _____
Sector 1
Sector 2 - - - -
Sector 3 - - - -
Sector 4 - - - -
Sector 5 - - - -
Calibration

Sector 0 _____
Sector 1
Sector 2 - - - -
Sector 3 - - - -
Sector 4 - - - -
Sector 5 - - - -
Calibration

00:00:00 1997-132	132-06	132-12	132-18	00:00:00 1997-133	
+	+	+	+	+	
-35.52	-37.73	-39.85	-41.89	-43.86	X JSE(R _j)
16.50	16.07	15.60	15.10	14.58	Y JSE(R _j)
-1.36	-1.37	-1.38	-1.38	-1.38	Z JSE(R _j)



◇ = Jupiter look direction
□ = Corotation look direction