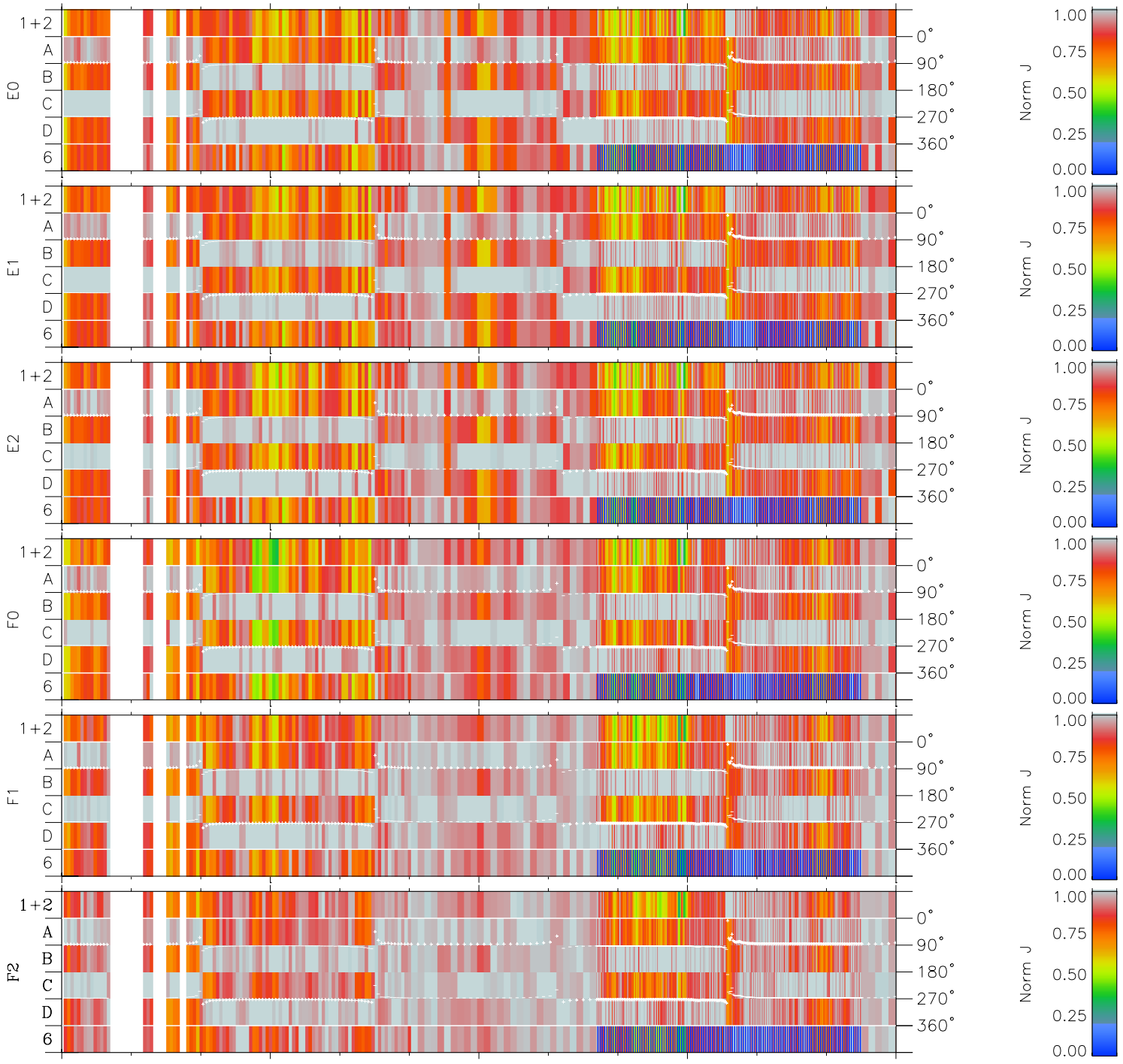
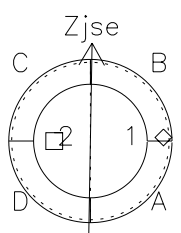
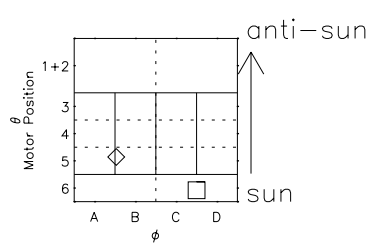


# Galileo EPD Real Time Azimuth Anisotropies 97130

Software Version: RTAZIM\_NORM V 1.20  
 Data Production: 06-03-00  
 Plot Production: Sat Sep 15 06:20:01 2001  
 Color File: wondr3  
 Geofactor File: 1.1



00:00:00 1997-130	130-06	130-12	130-18	00:00:00 1997-131	
+	+	+	+	+	X $JSE(R_j)$
-13.52	-16.81	-19.92	-22.85	-25.63	Y $JSE(R_j)$
17.27	17.62	17.79	17.80	17.69	Z $JSE(R_j)$
-1.09	-1.15	-1.21	-1.25	-1.28	



◇ = Jupiter look direction  
 □ = Corotation look direction