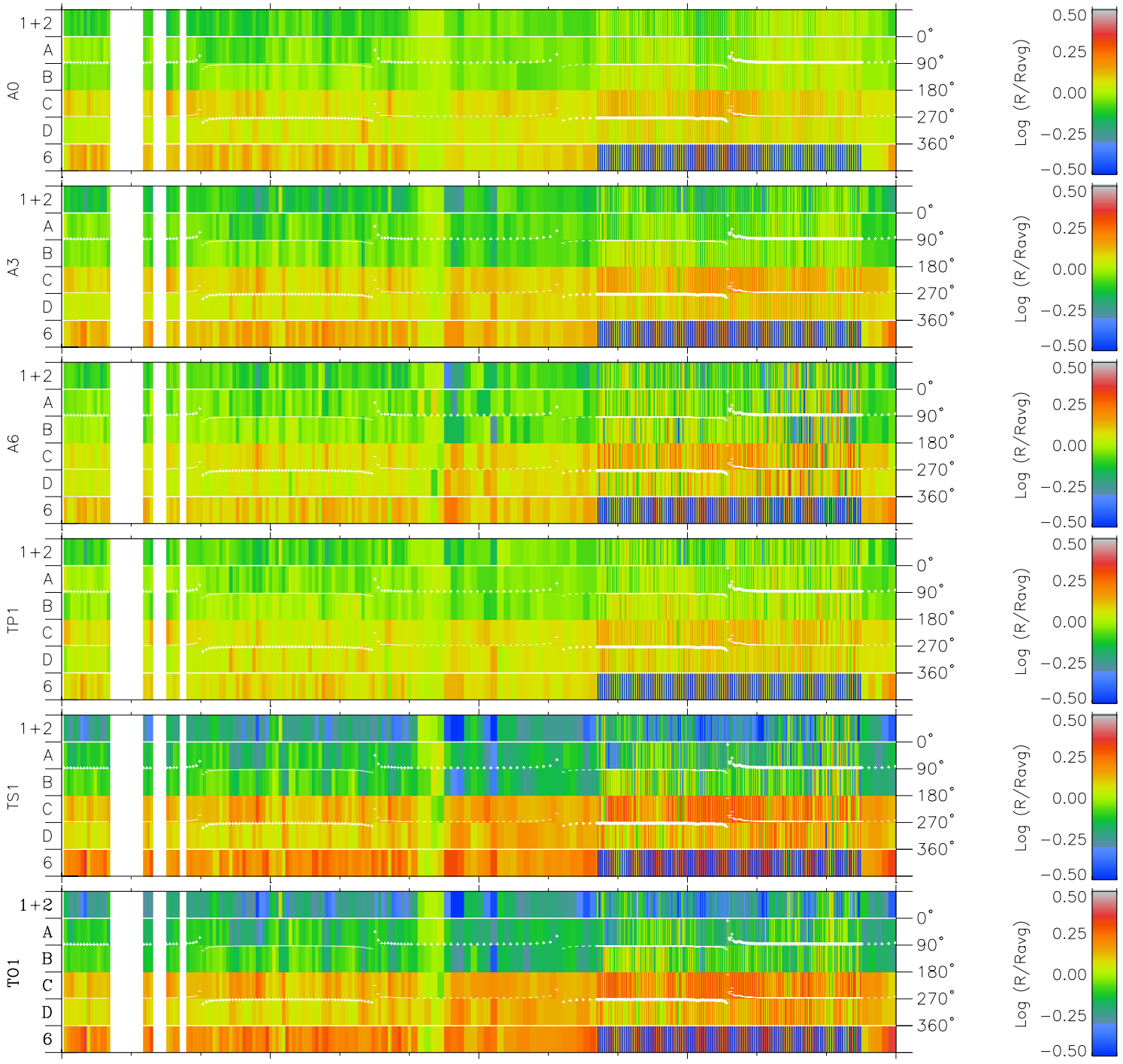
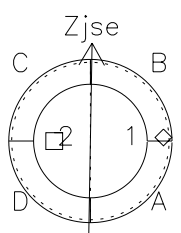
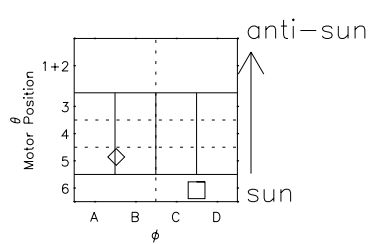


Galileo EPD Real Time Azimuth Anisotropies 97130

Software Version: RTAZIM_MEAN V 1.20
 Data Production: 06-03-00
 Plot Production: Sat Sep 15 06:18:57 2001
 Color File: wondr3
 Geofactor File: 1.1



00:00:00 1997-130	130-06	130-12	130-18	00:00:00 1997-131	
+	+	+	+	+	X JSE(R _j)
-13.52	-16.81	-19.92	-22.85	-25.63	Y JSE(R _j)
17.27	17.62	17.79	17.80	17.69	Z JSE(R _j)
-1.09	-1.15	-1.21	-1.25	-1.28	



- ◇ = Jupiter look direction
- = Corotation look direction