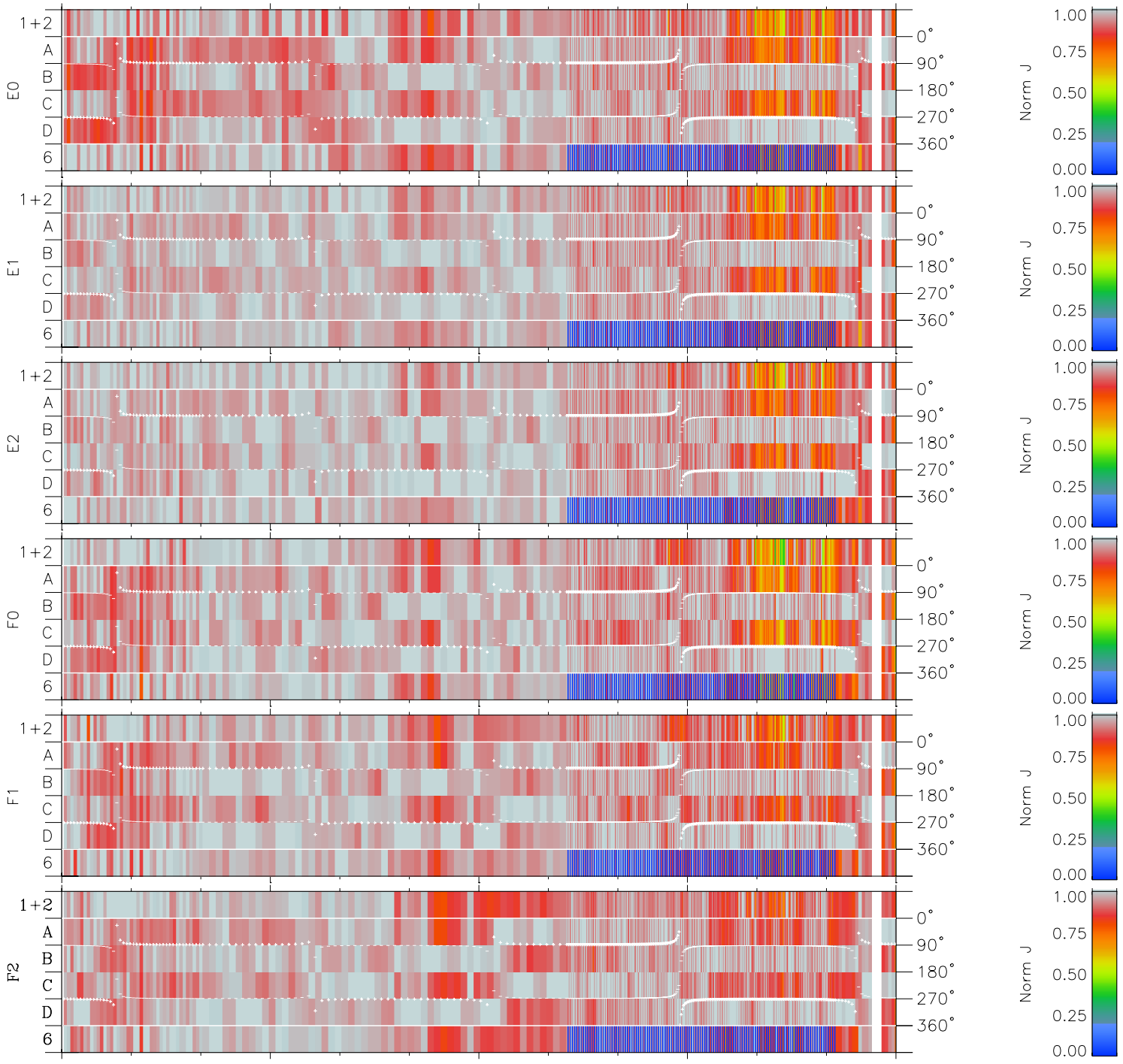
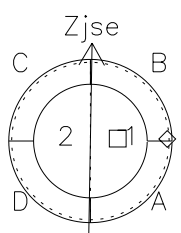
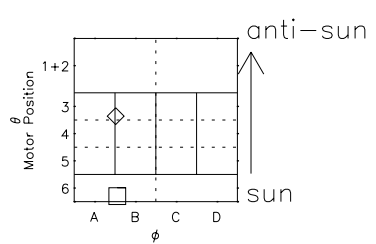


# Galileo EPD Real Time Azimuth Anisotropies 97129

Software Version: RTAZIM\_NORM V 1.20  
 Data Production: 06-03-00  
 Plot Production: Sat Sep 15 06:08:31 2001  
 Color File: wondr3  
 Geofactor File: 1.1



00:00:00 1997-129	129-06	129-12	129-18	00:00:00 1997-130	
+	+	+	+	+	X JSE(R <sub>j</sub> )
1.66	-2.38	-6.30	-10.02	-13.52	Y JSE(R <sub>j</sub> )
11.84	14.14	15.66	16.65	17.27	Z JSE(R <sub>j</sub> )
-0.58	-0.76	-0.90	-1.00	-1.09	



◇ = Jupiter look direction  
 □ = Corotation look direction