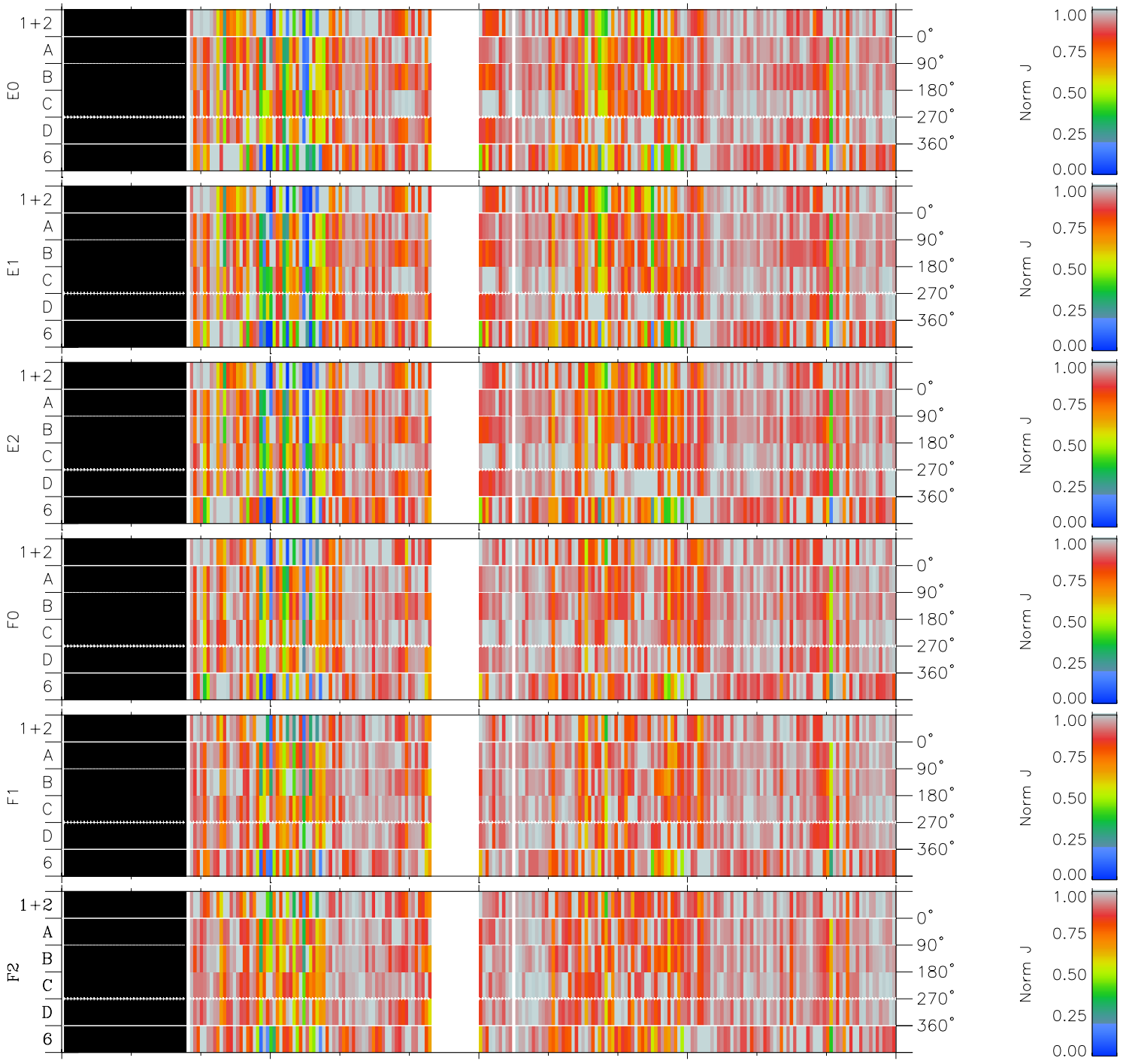
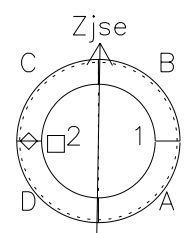
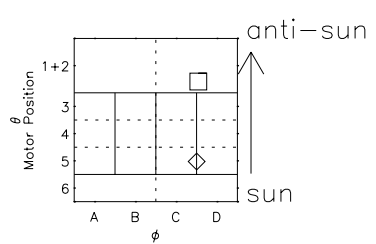


# Galileo EPD Real Time Azimuth Anisotropies 97125

Software Version: RTAZIM\_NORM V 1.20  
Data Production: 06-03-00  
Plot Production: Sat Sep 15 05:27:18 2001  
Color File: wondr3  
Geofactor File: 1.1



00:00:00 1997-125	125-06	125-12	125-18	00:00:00 1997-126	
+	+	+	+	+	X $JSE(R_j)$
-12.44	-10.61	-8.74	-6.83	-4.89	Y $JSE(R_j)$
-35.69	-34.45	-33.09	-31.60	-29.96	Z $JSE(R_j)$
1.03	1.03	1.04	1.03	1.03	



- ◇ = Jupiter look direction
- = Corotation look direction