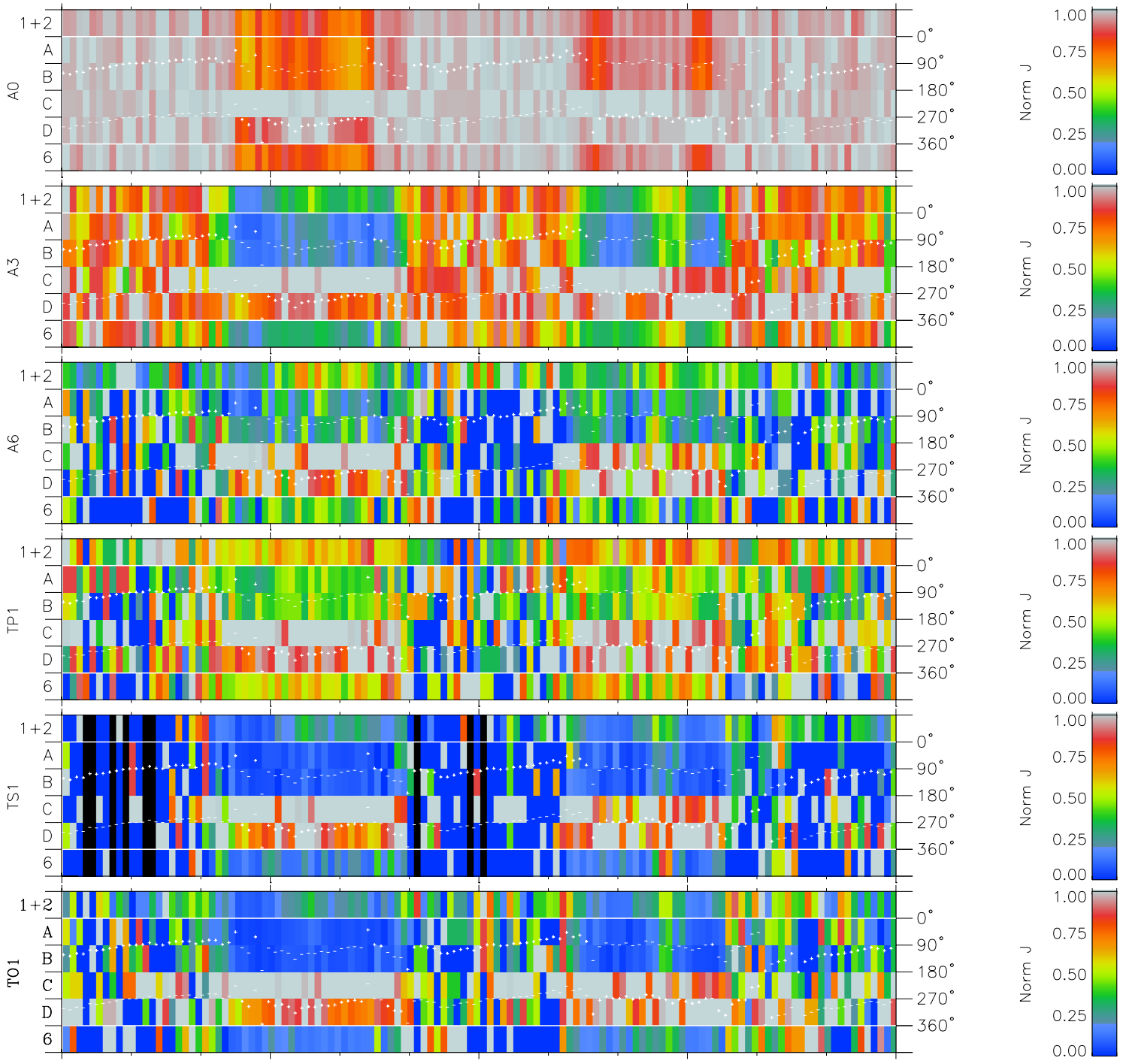
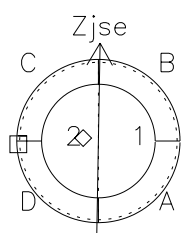
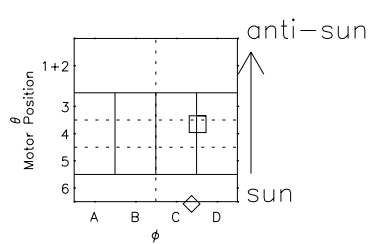


Galileo EPD Real Time Azimuth Anisotropies 97109

Software Version: RTAZIM_NORM V 1.20
 Data Production: 06-03-00
 Plot Production: Sat Sep 15 04:34:07 2001
 Color File: wondr3
 Geofactor File: 1.1



00:00:00 1997-109	109-06	109-12	109-18	00:00:00 1997-110	
+	+	+	+	+	X $JSE(R_j)$
-68.15	-68.07	-67.97	-67.84	-67.69	Y $JSE(R_j)$
-30.84	-31.51	-32.18	-32.83	-33.47	Z $JSE(R_j)$
-0.86	-0.83	-0.80	-0.77	-0.74	



◇ = Jupiter look direction
 □ = Corotation look direction