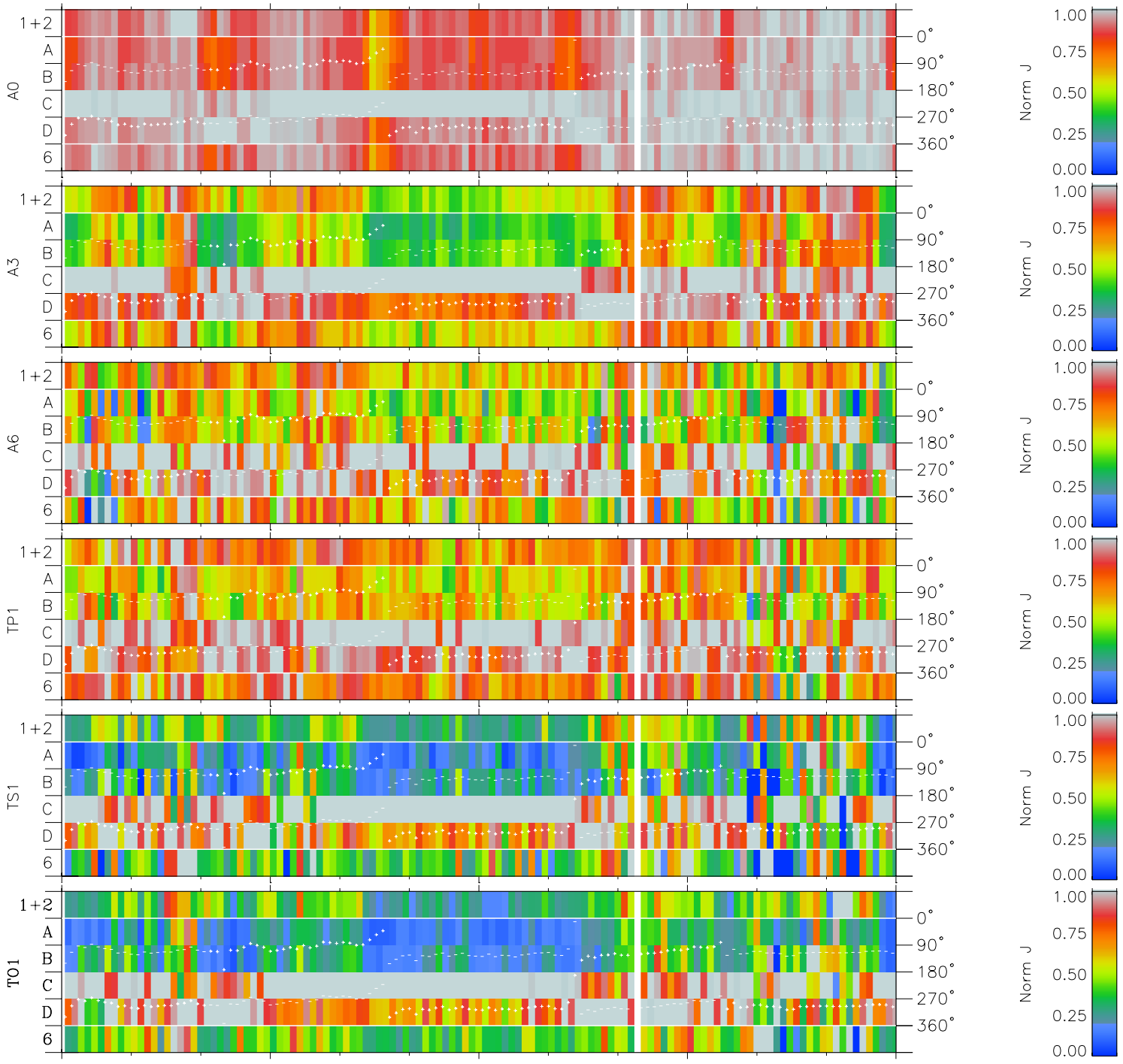
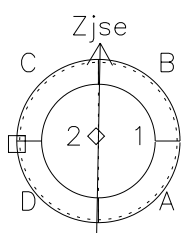
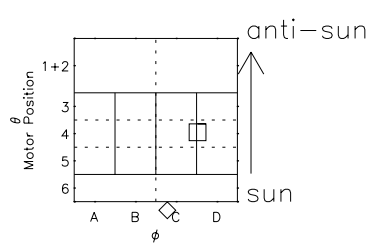


Galileo EPD Real Time Azimuth Anisotropies 97103

Software Version: RTAZIM_NORM V 1.20
 Data Production: 06-03-00
 Plot Production: Sat Sep 15 03:45:25 2001
 Color File: wondr3
 Geofactor File: 1.1



00:00:00 1997-103	103-06	103-12	103-18	00:00:00 1997-104	
+	+	+	+	+	
-61.37	-62.03	-62.66	-63.25	-63.80	X $JSE(R_j)$
-11.33	-12.26	-13.17	-14.08	-14.98	Y $JSE(R_j)$
-1.42	-1.41	-1.39	-1.37	-1.36	Z $JSE(R_j)$



- ◇ = Jupiter look direction
- = Corotation look direction