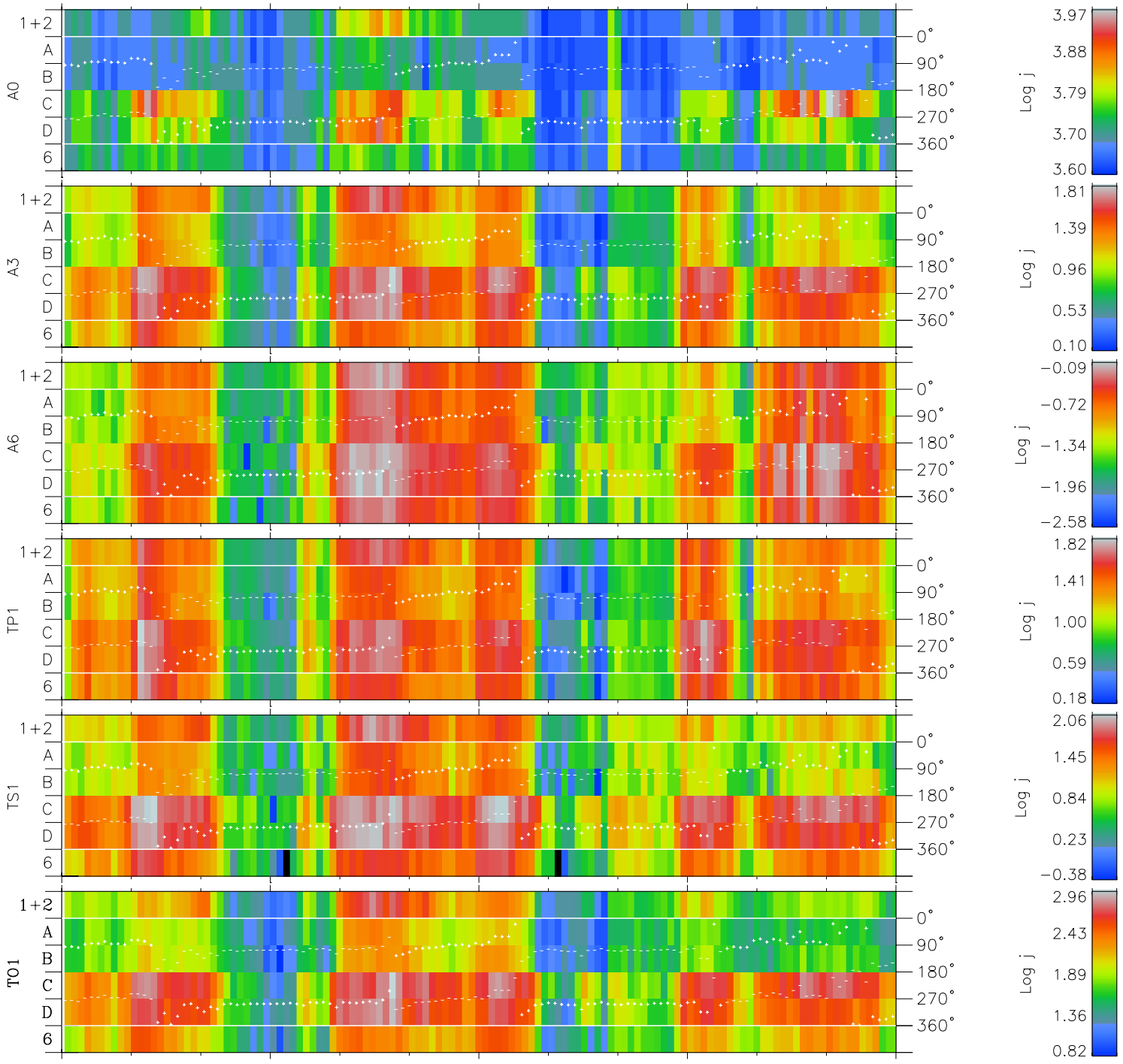
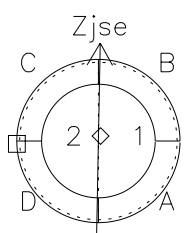
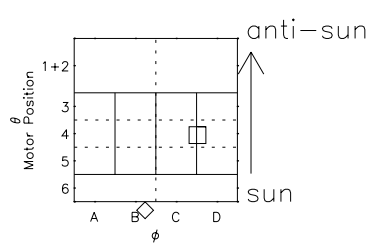


Galileo EPD Real Time Azimuth Anisotropies 97102

Software Version: RTAZIM_FLUX V 1.20
Data Production: 06-03-00
Plot Production: Sat Sep 15 03:37:02 2001
Color File: wondr3
Geofactor File: 1.1



| 00:00:00 1997-102 | 102-06 | 102-12 | 102-18 | 00:00:00 1997-103 | |
|----------------------|--------|--------|--------|----------------------|------------------------|
| + | + | + | + | + | |
| -58.30 | -59.13 | -59.92 | -60.66 | -61.37 | X JSE(R _j) |
| -7.56 | -8.51 | -9.46 | -10.40 | -11.33 | Y JSE(R _j) |
| -1.48 | -1.47 | -1.45 | -1.44 | -1.42 | Z JSE(R _j) |



◇ = Jupiter look direction
□ = Corotation look direction