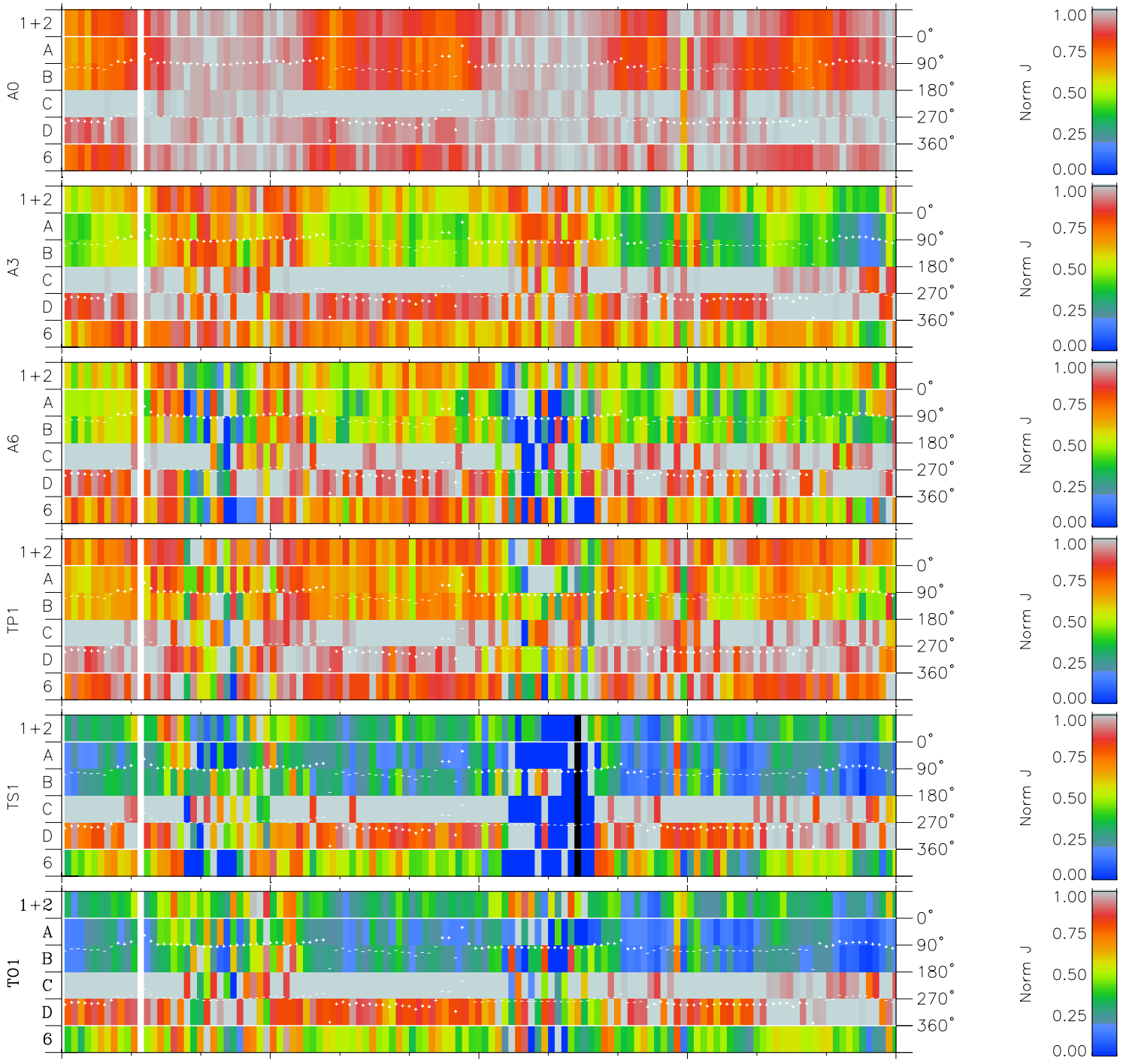
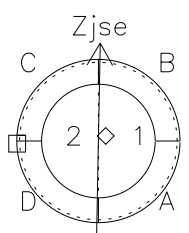
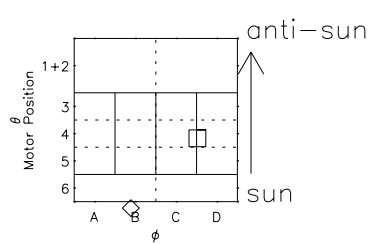


Galileo EPD Real Time Azimuth Anisotropies 97101

Software Version: RTAZIM_NORM V 1.20
 Data Production: 06-03-00
 Plot Production: Sat Sep 15 03:29:07 2001
 Color File: wondr3
 Geofactor File: 1.1



00:00:00 1997-101	101-06	101-12	101-18	00:00:00 1997-102	
+	+	+	+	+	X $JSE(R_j)$
-54.49	-55.51	-56.49	-57.42	-58.30	Y $JSE(R_j)$
-3.68	-4.66	-5.63	-6.60	-7.56	Z $JSE(R_j)$
-1.51	-1.51	-1.50	-1.49	-1.48	



◇ = Jupiter look direction
 □ = Corotation look direction