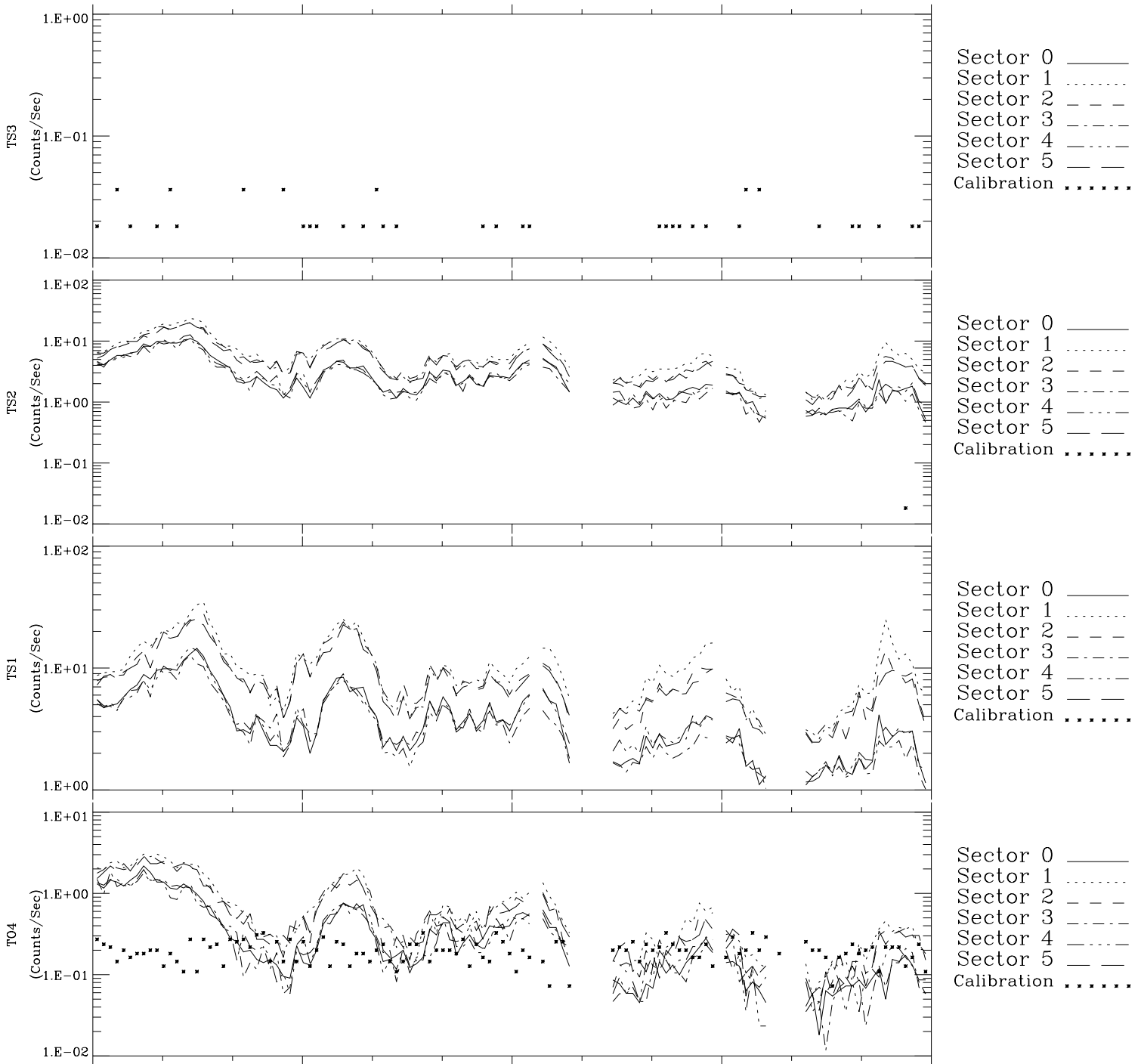


Galileo EPD Real-Time Six-Sector 97097

Software Version: RTLINE_R6 V 1.20
Data Production: 06-03-00
Plot Production: Sat Sep 15 02:56:46 2001



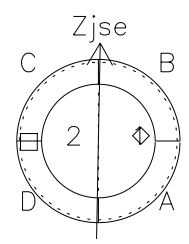
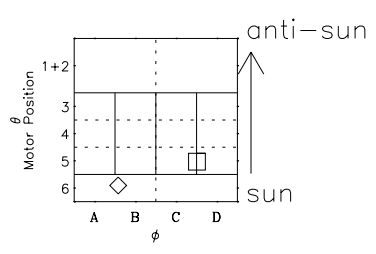
Sector 0 _____
Sector 1
Sector 2 - - - -
Sector 3 - . - . -
Sector 4 - - - - -
Sector 5 - - - -
Calibration
.....

Sector 0 _____
Sector 1
Sector 2 - - - -
Sector 3 - . - . -
Sector 4 - - - - -
Sector 5 - - - -
Calibration
.....

Sector 0 _____
Sector 1
Sector 2 - - - -
Sector 3 - . - . -
Sector 4 - - - - -
Sector 5 - - - -
Calibration
.....

Sector 0 _____
Sector 1
Sector 2 - - - -
Sector 3 - . - . -
Sector 4 - - - - -
Sector 5 - - - -
Calibration
.....

00:00:00 1997-097	97-06	97-12	97-18	00:00:00 1997-098	
+	+	+	+	+	
-28.34	-30.74	-32.99	-35.12	-37.12	X JSE(R _j)
11.50	10.70	9.85	8.97	8.05	Y JSE(R _j)
-1.30	-1.34	-1.38	-1.41	-1.43	Z JSE(R _j)



\diamond = Jupiter look direction
 \square = Corotation look direction