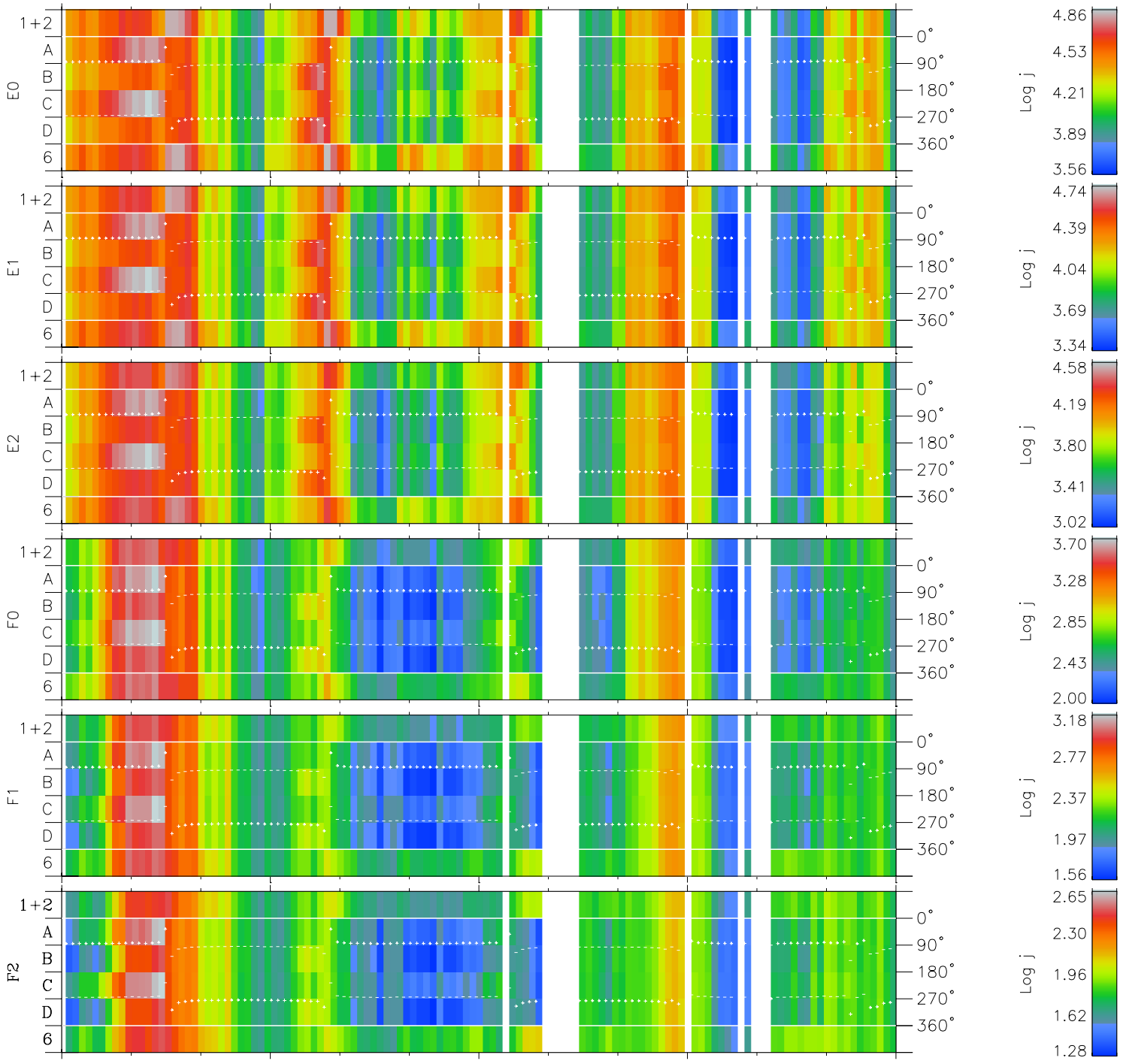
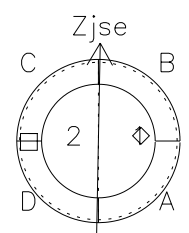
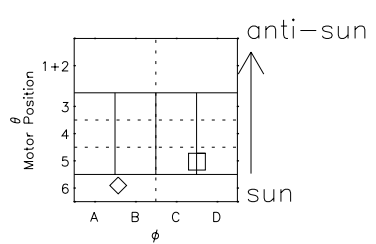


Galileo EPD Real Time Azimuth Anisotropies 97097

Software Version: RTAZIM_FLUX V 1.20
Data Production: 06-03-00
Plot Production: Sat Sep 15 02:56:21 2001
Color File: wondr3
Geofactor File: 1.1



| | | | | | |
|----------------------|--------|--------|--------|----------------------|------------------------|
| 00:00:00 1997-097 | 97-06 | 97-12 | 97-18 | 00:00:00 1997-098 | |
| + | + | + | + | + | X JSE(R _j) |
| -28.34 | -30.74 | -32.99 | -35.12 | -37.12 | Y JSE(R _j) |
| 11.50 | 10.70 | 9.85 | 8.97 | 8.05 | Z JSE(R _j) |
| -1.30 | -1.34 | -1.38 | -1.41 | -1.43 | |



- ◇ = Jupiter look direction
- = Corotation look direction