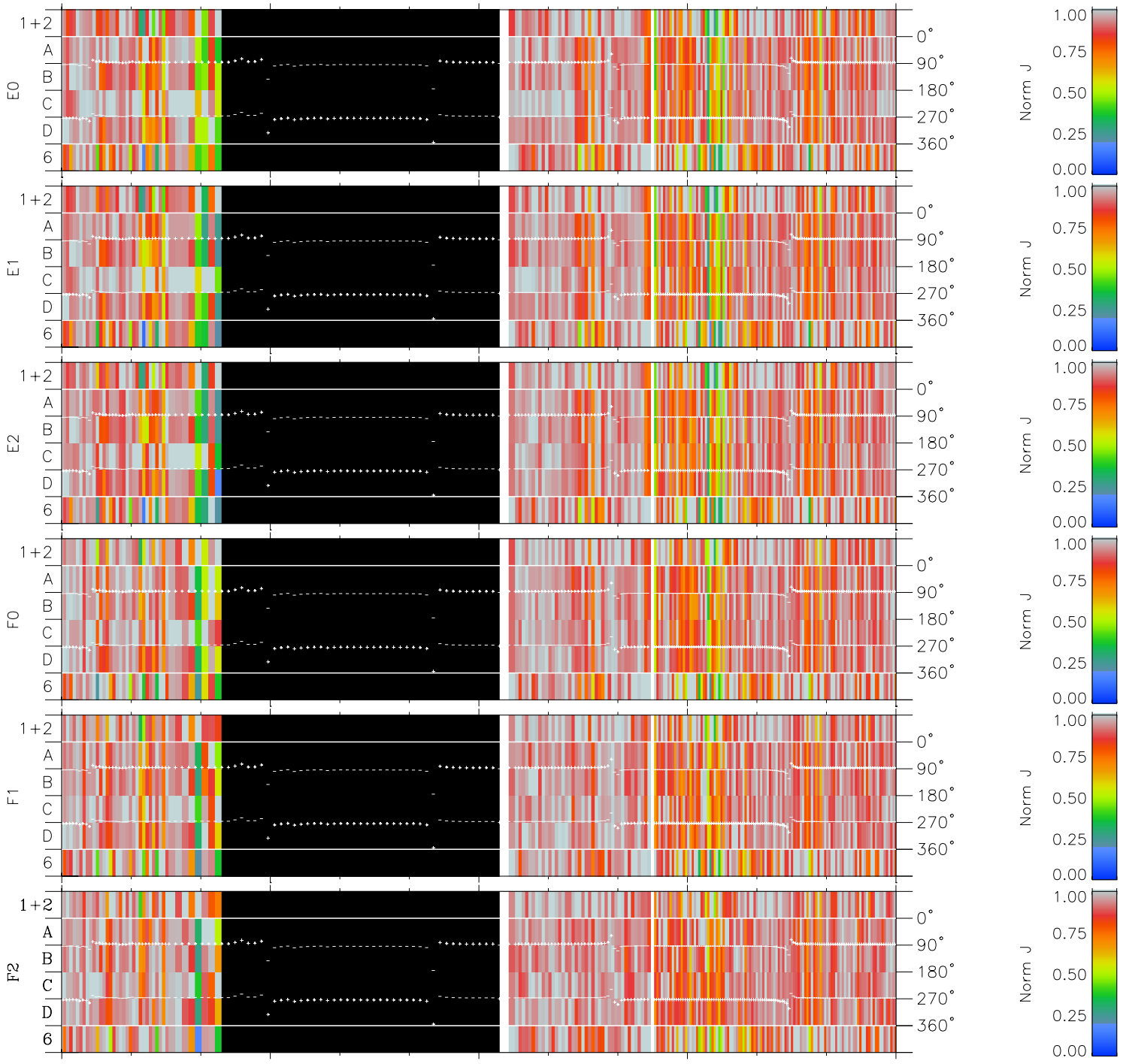
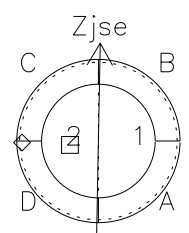
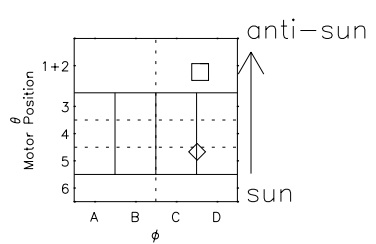


Galileo EPD Real Time Azimuth Anisotropies 97091

Software Version: RTAZIM_NORM V 1.20
 Data Production: 06-03-00
 Plot Production: Sat Sep 15 02:02:06 2001
 Color File: wondr3
 Geofactor File: 1.1



00:00:00 1997-091	91-06	91-12	91-18	00:00:00 1997-092	
+	+	+	+	+	X $JSE(R_j)$
-7.03	-5.36	-3.68	-1.98	-0.27	Y $JSE(R_j)$
-37.51	-35.91	-34.18	-32.32	-30.31	Z $JSE(R_j)$
1.86	1.79	1.71	1.62	1.53	



◇ = Jupiter look direction
 □ = Corotation look direction