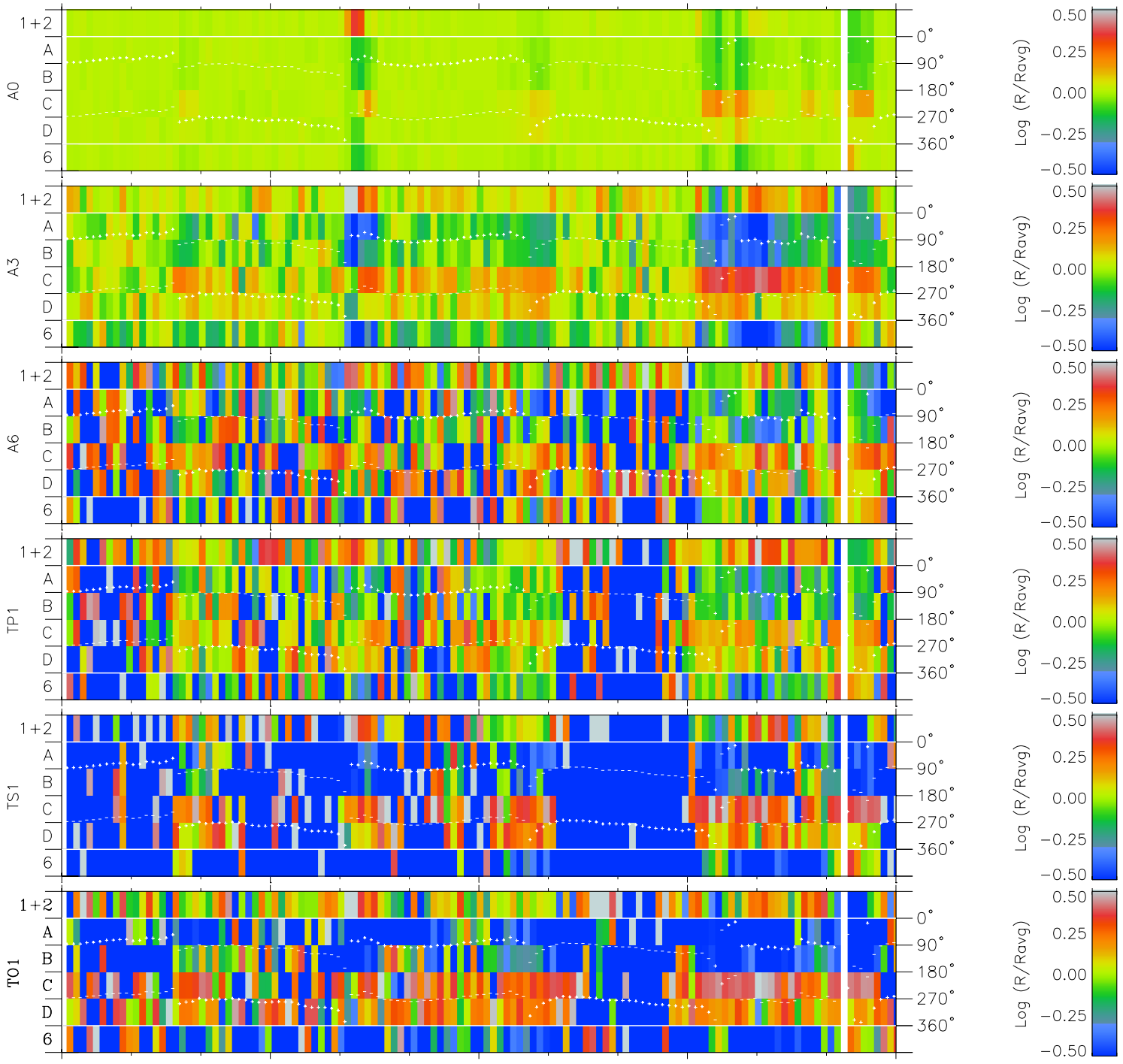
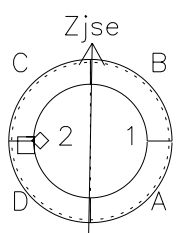
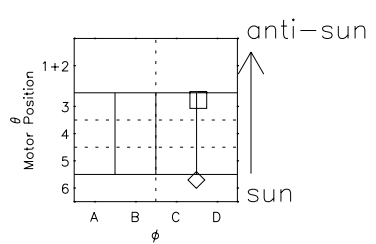


# Galileo EPD Real Time Azimuth Anisotropies 97082

Software Version: RTAZIM\_MEAN V 1.20  
 Data Production: 06-03-00  
 Plot Production: Sat Sep 15 00:43:26 2001  
 Color File: wondr3  
 Geofactor File: 1.1



00:00:00 1997-082	82-06	82-12	82-18	00:00:00 1997-083	
+	+	+	+	+	X JSE( $R_j$ )
-51.95	-51.05	-50.13	-49.20	-48.25	Y JSE( $R_j$ )
-58.77	-58.70	-58.62	-58.52	-58.39	Z JSE( $R_j$ )
2.70	2.71	2.71	2.71	2.71	



$\diamond$  = Jupiter look direction  
 $\square$  = Corotation look direction