
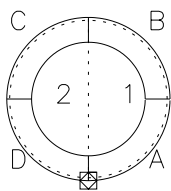
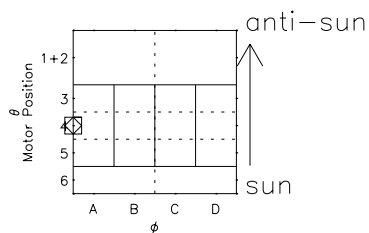


# Galileo EPD Real Time R6 Electrons Spectra 97025

Software Version: RTSPEC\_R6 V 1.20  
 Data Production: 06-03-00  
 Plot Production: Fri Sep 14 22:40:30 2001  
 Color File: wondr3  
 Geofactor File: 1.1



00:00:00 1997-025	25-06	25-12	25-18	00:00:00 1997-026	
+	+	+	+	+	X JSE(R <sub>j</sub> )
-45.38	-46.48	-47.51	-48.48	-49.41	Y JSE(R <sub>j</sub> )
-7.90	-9.20	-10.48	-11.75	-13.00	Z JSE(R <sub>j</sub> )
0.09	0.15	0.21	0.28	0.34	



- ◇ = Jupiter look direction
- = Corotation look direction