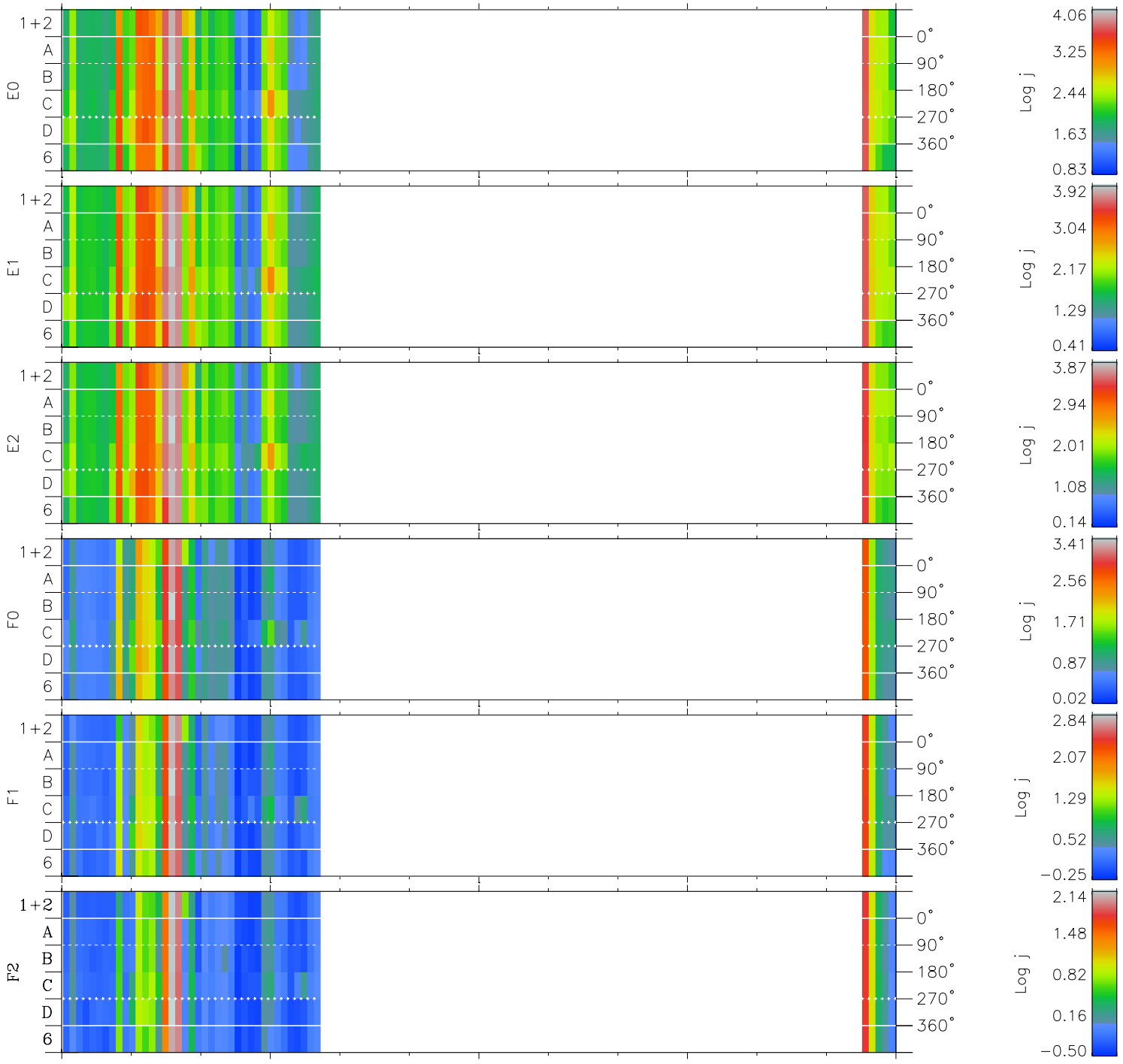
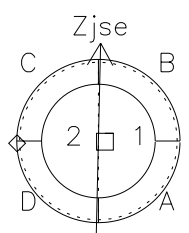
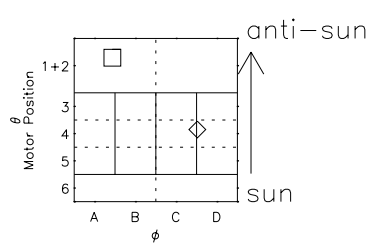


Galileo EPD Real Time Azimuth Anisotropies 96349

Software Version: RTAZIM_FLUX V 1.20
Data Production: 06-03-00
Plot Production: Fri Sep 14 21:23:11 2001
Color File: wondr3
Geofactor File: 1.1



| | | | | | |
|----------------------|--------|--------|--------|----------------------|------------------------|
| 00:00:00 1996-349 | 349-06 | 349-12 | 349-18 | 00:00:00 1996-350 | |
| + | + | + | + | + | X JSE(R _j) |
| -3.33 | -2.19 | -1.05 | 0.09 | 1.23 | Y JSE(R _j) |
| -49.05 | -47.62 | -46.06 | -44.48 | -42.88 | Z JSE(R _j) |
| 2.52 | 2.46 | 2.39 | 2.32 | 2.25 | |



- ◇ = Jupiter look direction
- = Corotation look direction