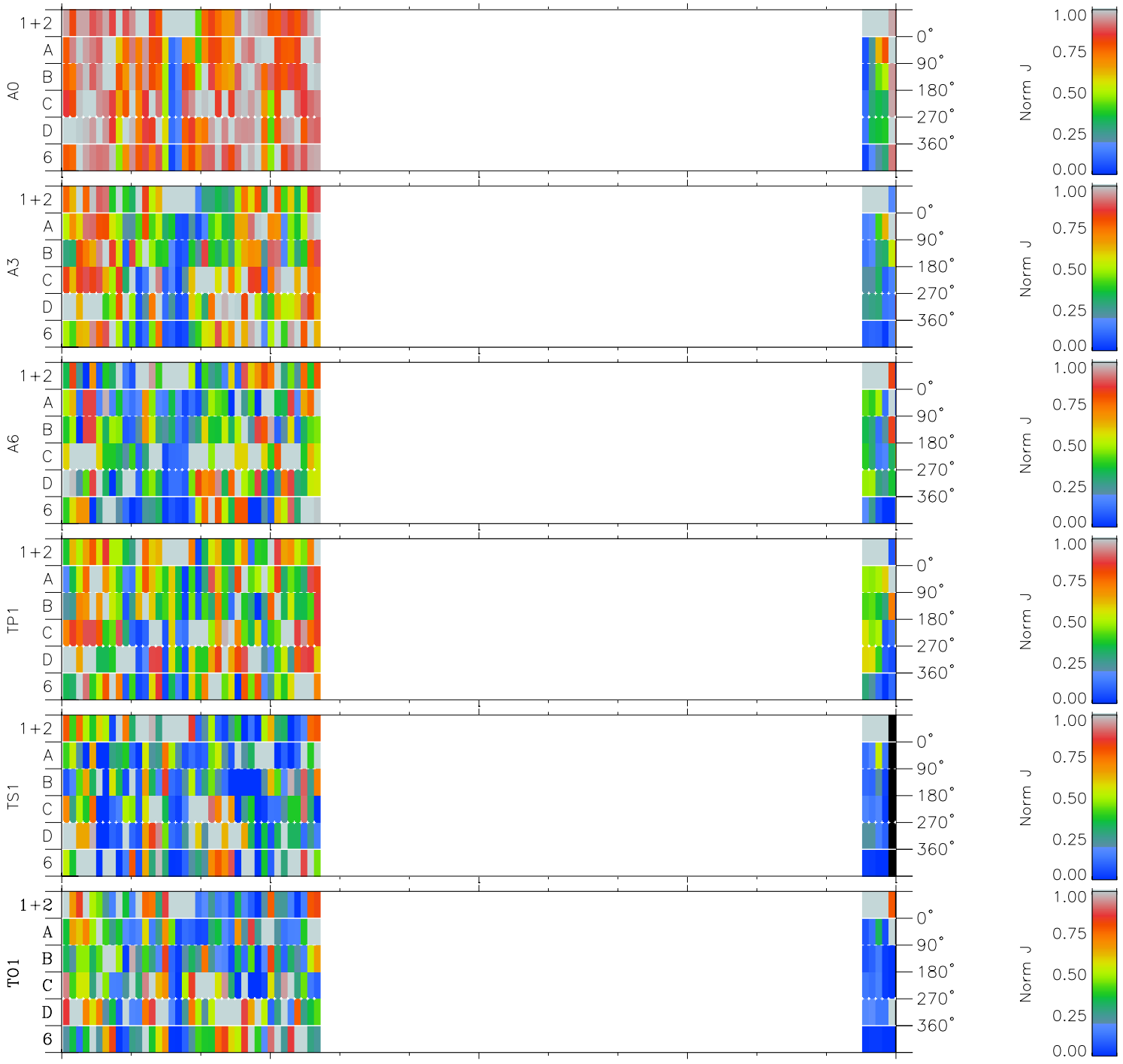
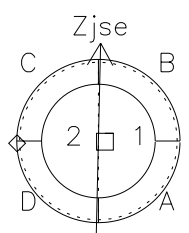
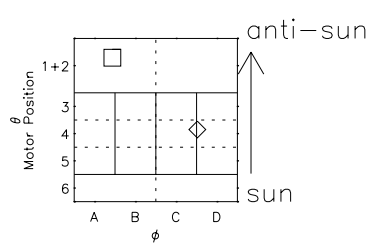


Galileo EPD Real Time Azimuth Anisotropies 96349

Software Version: RTAZIM_NORM V 1.20
Data Production: 06-03-00
Plot Production: Fri Sep 14 21:23:14 2001
Color File: wondr3
Geofactor File: 1.1



00:00:00 1996-349	349-06	349-12	349-18	00:00:00 1996-350	
+	+	+	+	+	X JSE(R _j)
-3.33	-2.19	-1.05	0.09	1.23	Y JSE(R _j)
-49.05	-47.62	-46.06	-44.48	-42.88	Z JSE(R _j)
2.52	2.46	2.39	2.32	2.25	



- ◇ = Jupiter look direction
- = Corotation look direction